



CATALOGUE

CATALOGUE

L'artigianalità incontra l'avanguardia tecnologica.

Noi di Penta Light progettiamo e produciamo lampade di alta qualità, dal design contemporaneo e 100% made in Italy. Nel corso di tutta la nostra storia abbiamo tradotto le idee di designer ricercati e mai scontati in oggetti in cui la bellezza formale incontra l'utilità funzionale.

In tutto quello che facciamo, ci ispiriamo all'arte dei maestri artigiani che mettono cuore, abilità e conoscenza al servizio delle loro sapienti mani. Pur rimanendo fedeli alle nostre origini, sperimentiamo nuove soluzioni e grazie allo sviluppo e all'utilizzo di tecnologia all'avanguardia arricchiamo con nuovi codici espressivi ed estetici la nostra tradizione.

Craftsmanship meets the technological vanguard.

We at Penta Light design and produce high-quality lamps, with a contemporary design which are 100% made in Italy. In the course of our history we have interpreted the ideas of sought-after and never predictable designers, transforming their vision into objects in which formal beauty meets functional utility.

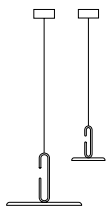
In everything we do, we are inspired by the art of master craftsmen, who put their heart, skill and knowledge into the service of their skilled hands.

While remaining faithful to our origins, we experiment with new solutions and thanks to the development and use of cutting-edge technology we are able to enrich our tradition with new expressive and aesthetic codes.

Index

146	Acorn	158	Je Suis	218	Accessories
26	Altura	206	Lit	222	Info
200	Angolo	188	Ludo		
152	Aprile	90	Mamì		
176	C'hi	134	Mom		
182	China	194	Morsetto		
72	Clash	116	Narciso		
14	Clip	140	Sop		
170	Elisabeth	212	Spoon		
20	Enoki	122	Storm		
104	Feel	82	Tile		
34	Glifo	76	Vela		
54	Glo	128	Wonder		
66	Glo maxi	164	Woody		
44	Hang out				

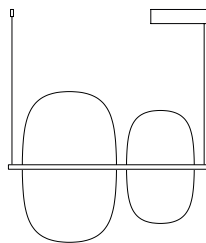
Sospensione / Suspension



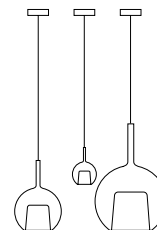
14
Clip



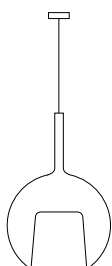
26
Altura



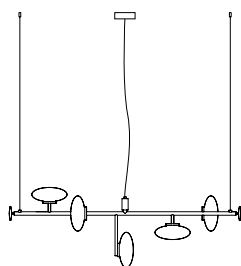
44
Hang Out



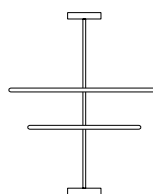
54
Glo



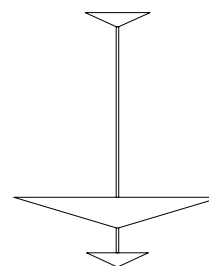
66
Glo Maxi




90
Mami



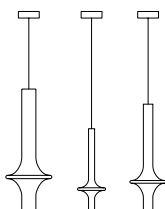
104
Feel



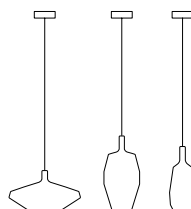
116
Narciso



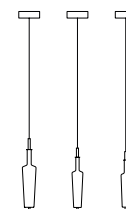
122
Storm



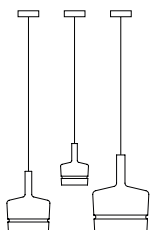
128
Wonder




134
Mom



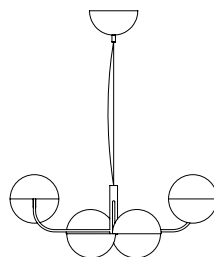
140
Sop



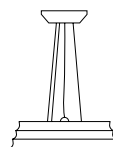
146
Acorn



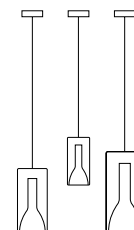
164
Woody



170
Elisabeth

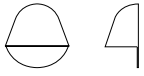


176
C'hi

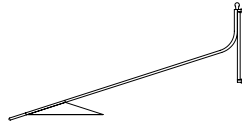


206
Lit

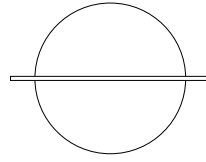
Parete / Wall



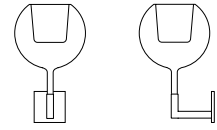
20
Enoki



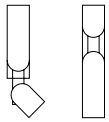
34
Glifo



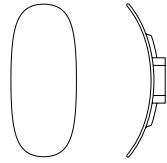
44
Hang Out



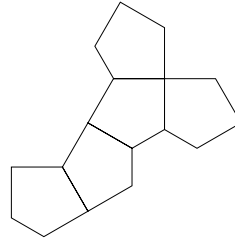
54
Glo



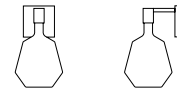
72
Clash



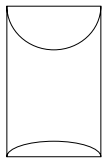
76
Vela



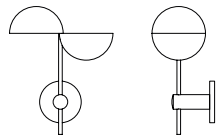
82
Tile



134
Mom



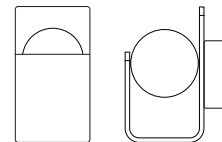
152
Aprile



170
Elisabeth




188
Ludo



194
Morsetto

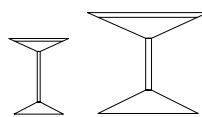
Tavolo / Table



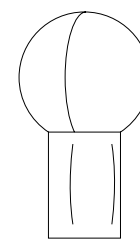
54
Glo



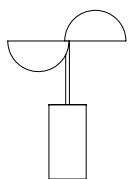
90
Mami



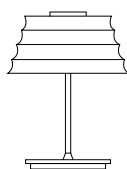
116
Narciso



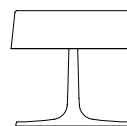
158
Je Suis



170
Elisabeth



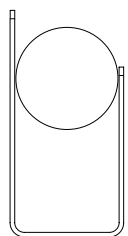
176
C'hi



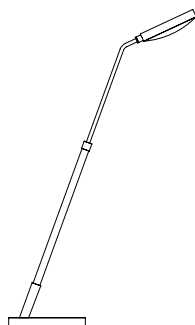
182
China



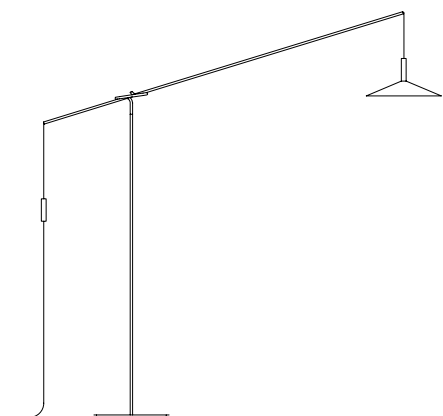
188
Ludo



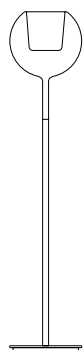
194
Morsetto



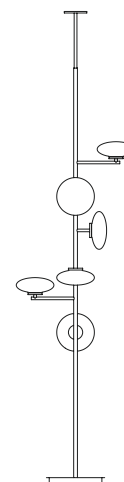
212
Spoon



26
Altura



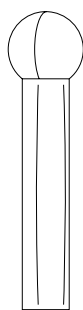
54
Glo



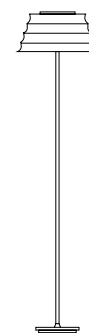
90
Mami




116
Narciso




158
Je Suis



176
C'hi



182
China



200
Angolo



212
Spoon

CLIP

Clip è una collezione di lampade a sospensione caratterizzata da un disco sottile accoppiato a un'asola aperta, agganciata al cavo di sostegno. Un accessorio dall'estetica contemporanea, un sofisticato gioiello da soffitto.

Clip is a collection of suspension lamps defined by a thin disc coupled with an open slot hooked to the support cable. An accessory from contemporary aesthetics, a glamorous ceiling jewel.







Clip

INFO TECNICHE / TECHNICAL INFO

1707-24 LARGE OPEN SUSPENSION

16W - 3000K - 1900lm
IP20

LED

1707-22 MINI OPEN SUSPENSION

7W - 3000K - 850lm
IP20

LED

1907-90 CANOPY TYPE C

CLIP LARGE

Ø11.3 x H5
Nero / Black - Oro / Gold
Dimmable 0-10V
Cavo / Wire RAL 9005

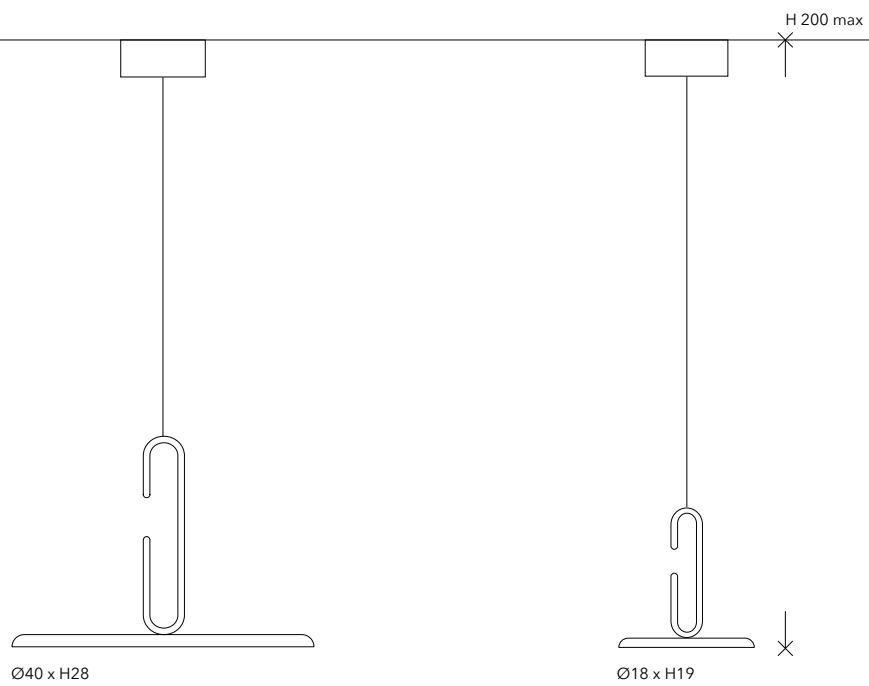


1907-91 CANOPY TYPE F

CLIP MINI

Ø11.3 x H5
Nero / Black - Oro / Gold
on-off / Dimmable 0-10V
Cavo / Wire RAL 9005





Finiture / Finishes

Struttura / Structure



Nero opaco
Matt black



Oro opaco
Matt gold

ENOKI

Applique che riprende forme art déco combinando una lamina di metallo a una semicupola sporgente, Enoki vive come oggetto singolo o combinata ad altri elementi simili, anche con orientamenti diversi.

Resuming shapes from art deco, this wall lamp combines a metal sheet with a protruding half-dome. Enoki can be a single design object or combined with other similar elements, assembled with different orientations.







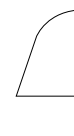
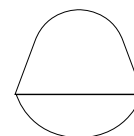
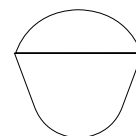
Enoki

INFO TECNICHE / TECHNICAL INFO

1708-30 WALL

10W - 3000K - 469lm
Dimmable Phase cut
IP20





L17 x W9 x H17

Finiture / Finishes

Struttura / Structure



Nero opaco
Matt black



Oro opaco
Matt gold



Bianco opaco
Matt white

ALTURA

Altura è una lampada da terra aggettante. Due aste sottili, una verticale e una orizzontale di acciaio, sono messe in relazione tra loro da uno snodo. Materiali leggeri e sofisticata tecnologia contenuta all'interno del diffusore conico.

Altura is a projecting floor lamp. Two thin rods, one vertical and a horizontal one made of steel, are connected by a joint. Lightweight materials and sophisticated technology contained within the cone-shaped lampshade.











Altura

INFO TECNICHE / TECHNICAL INFO

1907-20 SUSPENSION

14W - 3000K - 1180lm
IP20



1907-10 FLOOR

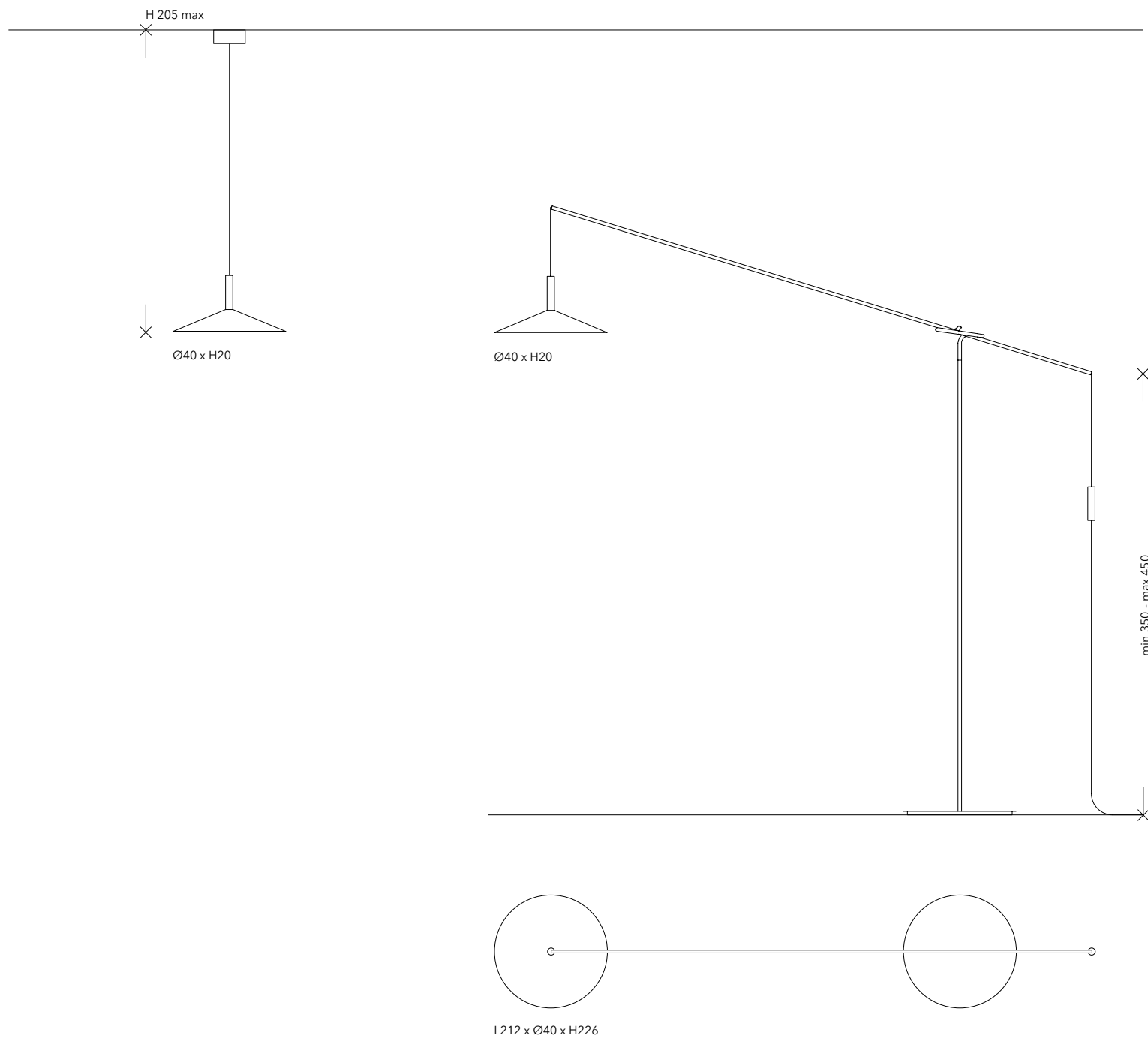
14W - 3000K - 1180lm
Dimmer on cable
IP20



1907-90 CANOPY TYPE C

Ø11.3 x H5
Nero / Black - Oro / Gold
Dimmable 0-10V
Cavo / Wire RAL 9005





Finiture / Finishes

Struttura / Structure



Nero opaco
Matt black

GLIFO

Glifo è una lampada da parete aggettante. Due linee di metallo definiscono lo spazio: un elemento verticale, fulcro della rotazione, e un elemento obliquo che circonda l'angolo di apertura del diffusore offrendo un punto di presa per muovere la lampada.

Glifo is a projecting wall lamp. Two metal lines define the space: a vertical element, the fulcrum of the rotation, and an oblique element that surrounds the opening angle of the lampshade, offering a point to move the lamp.











Glifo

INFO TECNICHE / TECHNICAL INFO

1908-33 LARGE CABLE

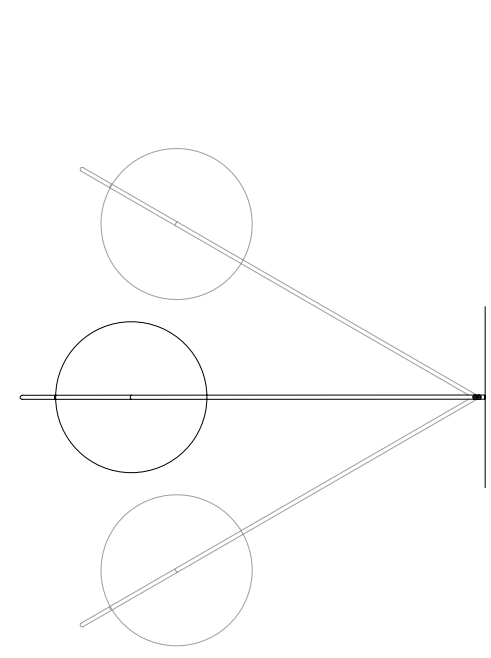
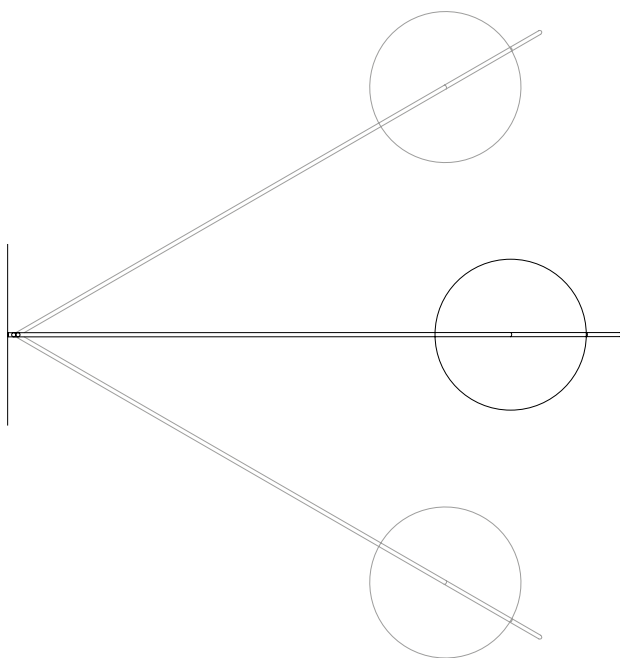
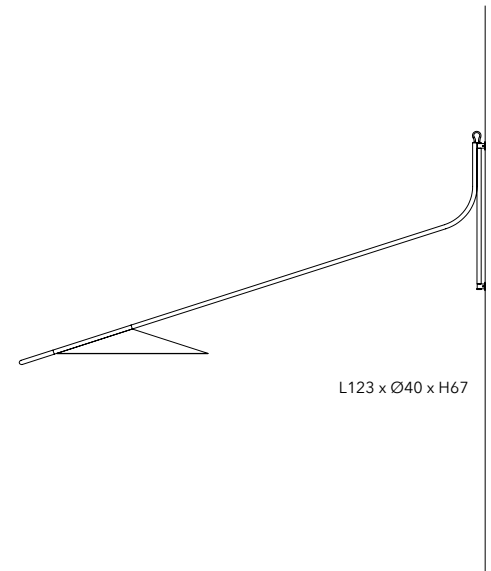
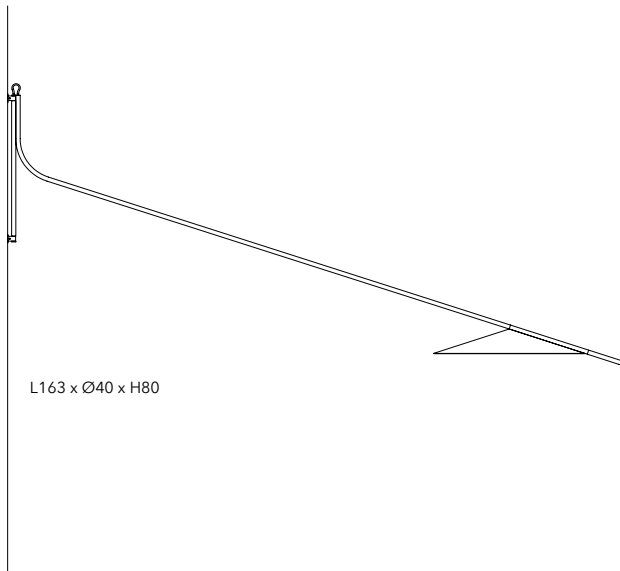
14W - 3000K - 1180lm
on-off / Dimmer touch
IP20



1908-31 MEDIUM CABLE

14W - 3000K - 1180lm
on-off / Dimmer touch
IP20





* Lunghezza cavo / cable length on-off cm 250
 * Lunghezza cavo / cable length dimmer touch cm 180

* Lunghezza cavo / cable length on-off cm 250
 * Lunghezza cavo / cable length dimmer touch cm 180

Finiture / Finishes

Struttura / Structure



Nero opaco
 Matt black

Maniglia / Handle



Massello di ebano
 Solid ebony

Glifo

INFO TECNICHE / TECHNICAL INFO

1908-34 LARGE BOX

14W - 3000K - 1180lm
Dimmer touch
IP20



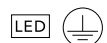
1908-32 MEDIUM BOX

14W - 3000K - 1180lm
Dimmer touch
IP20



1908-36 LARGE DIMMABLE

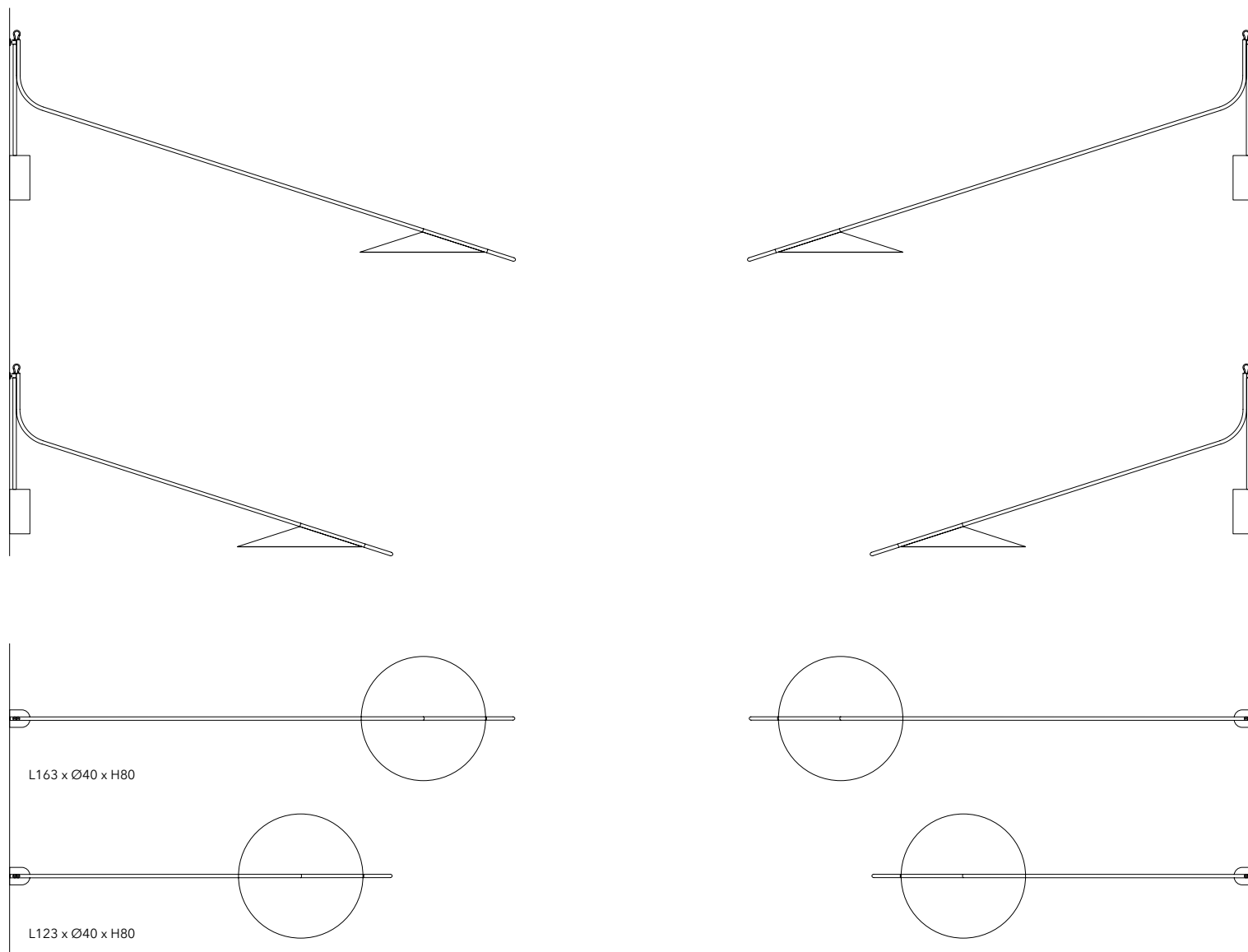
14W - 3000K - 1180lm
Dimmable 0-10V / DALI
IP20



1908-35 MEDIUM DIMMABLE

14W - 3000K - 1180lm
Dimmable 0-10V / DALI
IP20





Finiture / Finishes

Struttura / Structure



Nero opaco
Matt black

Maniglia / Handle



Massello di ebano
Solid ebony

HANG OUT

Hang Out è un sistema di illuminazione a sospensione e a parete, che coniuga la funzionalità dell'architettura all'espressività del decorativo. Una barra a doppia emissione LED si accoppia a pannelli di diverse forme e cromie, realizzati in legno in essenza, laccato, o materiale fonoassorbente.

Hang Out is a suspension and wall lighting system, which combines the functionality of the architecture with the expressiveness of the decorative. A double-emission LED bar is coupled to panels of different shapes and colors, made of wood in essence, lacquered, or sound-absorbing material.







Hang Out

INFO TECNICHE / TECHNICAL INFO

1906-33 LARGE WALL

60W - 3000K
Fino a / Up to 1561lm (direct + indirect light)
Dimmable 0-10V / DALI
IP20



1906-31 SMALL WALL


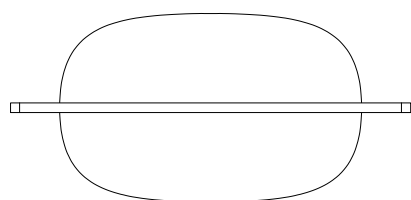
38W - 3000K
Fino a / Up to 937lm (direct + indirect light)
Dimmable 0-10V / DALI
IP20




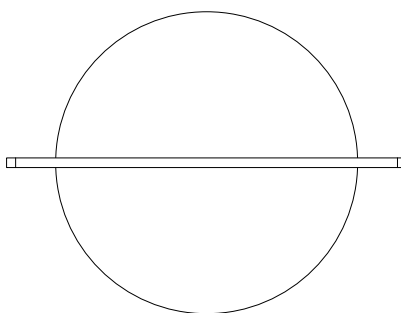
1906-90 LARGE PANEL Ø80

1906-91 MEDIUM PANEL Ø50


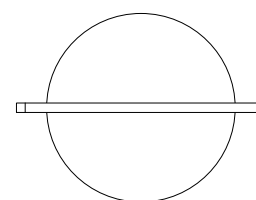
1906-93 LARGE HORIZONTAL PANEL L80 x H50



1906-33 + 1906-93
L106 x W9.5 x H50



1906-33 + 1906-90
L106 x W9.5 x H80



1906-31 + 1906-91
L66 xW 9.5 x H50

Finiture / Finishes

Struttura / Structure



Nero opaco
Matt black



Bianco opaco
Matt white

Pannello Frassino / Ash panel



Frassino sbiancato
Bleached ash



Frassino ingrigito
Greyish ash

MDF laccato opaco / Matt laquered MDF



Azzurro / RAL 5023
Light blue



Blu scuro / RAL 5011
Dark Blue



Giallo / RAL 1003
Yellow



Grigio / RAL 7035
Grey




Rosso / RAL 3031
Red




Tortora / RAL 7006
Tortora

Tessuto acustico / Acoustic fabric (1906-90 - 1906-95)



Azzurro melange
Light blue melange




Blu melange
Dark Blue melange




Giallo melange
Yellow melange



Grigio melange
Grey melange



Rosso melange
Red melange



Tortora melange
Tortora melange

Hang Out

INFO TECNICHE / TECHNICAL INFO

1906-20 SINGLE SUSPENSION

60W - 3000K

Fino a / Up to 1561lm (direct + indirect light)

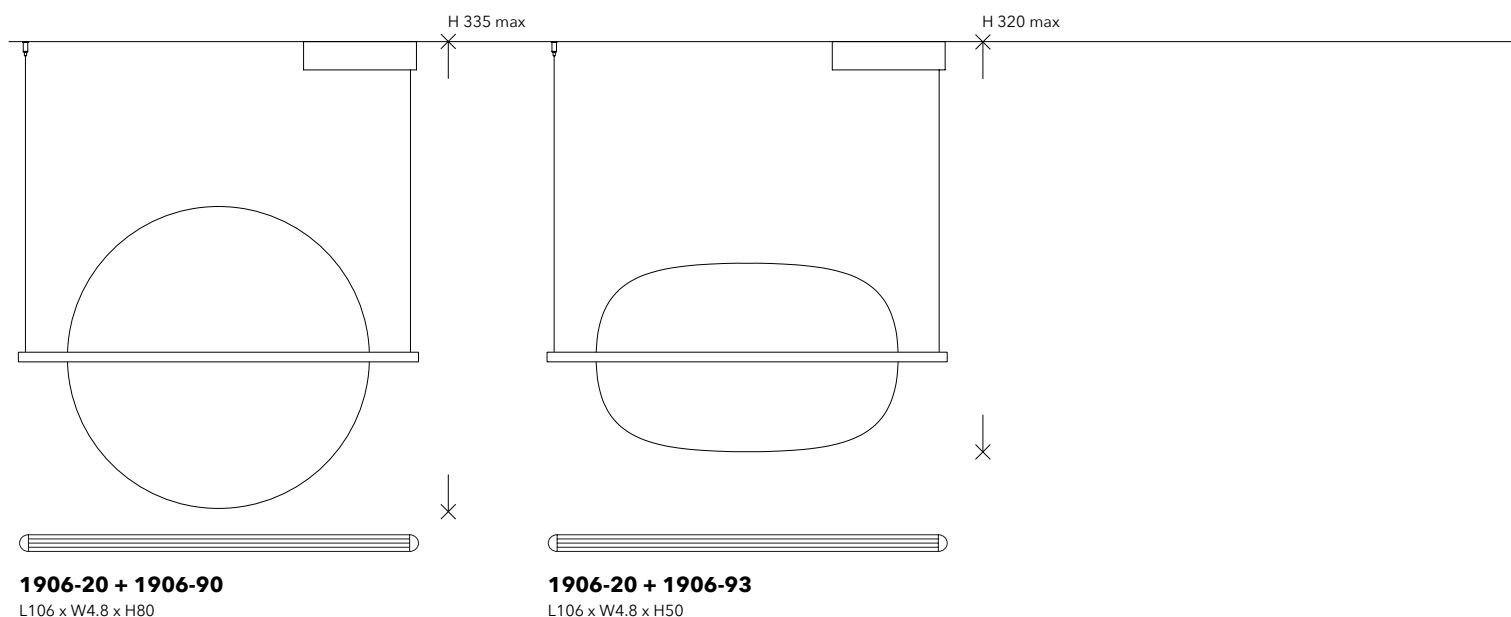
Dimmable 0-10V / DALI

IP20



1906-90 LARGE PANEL Ø80

1906-93 LARGE HORIZONTAL PANEL L80 x H50



Finiture / Finishes

Struttura / Structure



Nero opaco
Matt black



Bianco opaco
Matt white

Pannello Frassino / Ash panel



Frassino sbiancato
Bleached ash



Frassino ingrigito
Greyish ash

MDF laccato opaco / Matt laquered MDF



Azzurro / RAL 5023
Light blue



Blu scuro / RAL 5011
Dark Blue



Giallo / RAL 1003
Yellow



Grigio / RAL 7035
Grey



Rosso / RAL 3031
Red




Tortora / RAL 7006
Tortora

Tessuto acustico / Acoustic fabric (1906-90 - 1906-95)



Azzurro melange
Light blue melange




Blu melange
Dark Blue melange




Giallo melange
Yellow melange



Grigio melange
Grey melange



Rosso melange
Red melange



Tortora melange
Tortora melange

Hang Out

INFO TECNICHE / TECHNICAL INFO

1906-21 DOUBLE SUSPENSION

60W - 3000K
Fino a / Up to 1561lm (direct + indirect light)
Dimmable 0-10V / DALI
IP20



1906-22 NAKED SUSPENSION

60W - 3000K
Fino a / Up to 1864lm (direct + indirect light)
Dimmable 0-10V / DALI
IP20

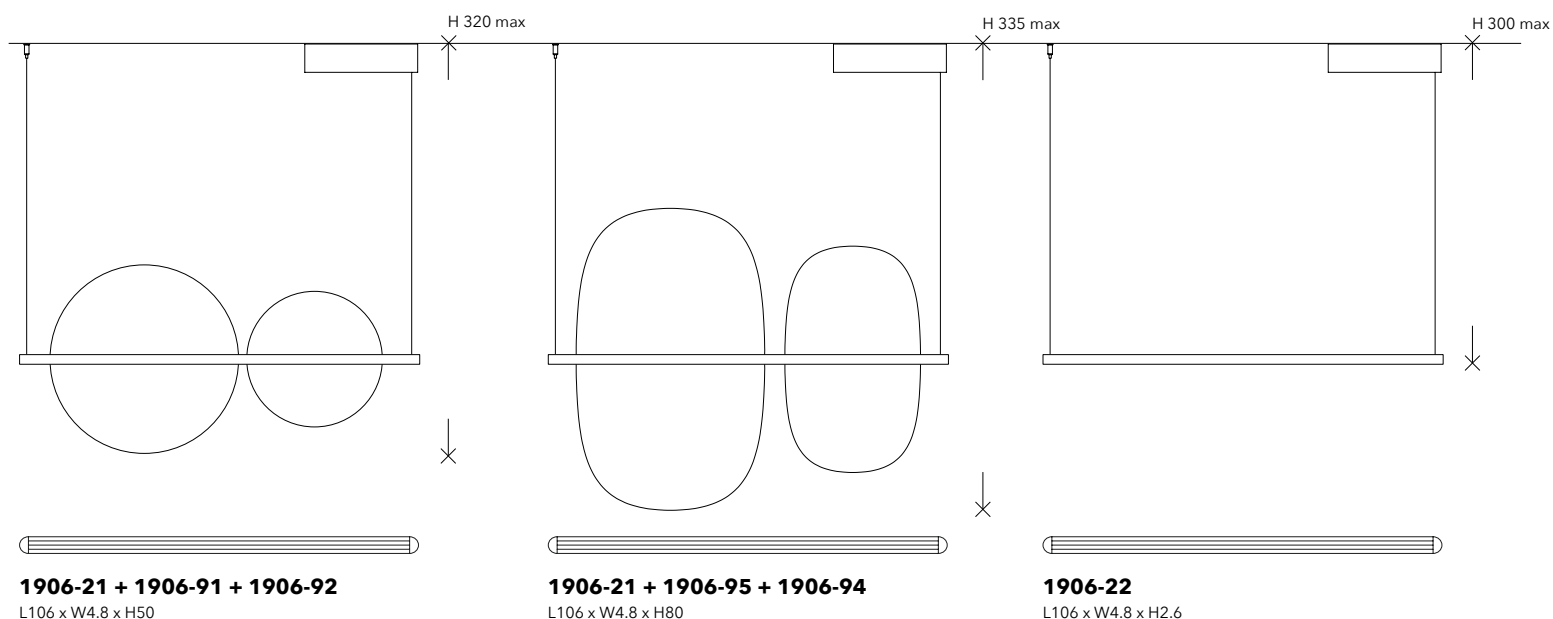


1906-91 MEDIUM PANEL Ø50

1906-92 SMALL PANEL Ø36

1906-95 LARGE VERTICAL PANEL L50 x H80

1906-94 SMALL VERTICAL PANEL L36 x H60



Finiture / Finishes

Struttura / Structure



Nero opaco
Matt black



Bianco opaco
Matt white



Frassino sbiancato
Bleached ash



Frassino ingrigito
Greyish ash

MDF laccato opaco / Matt laquered MDF



Azzurro / RAL 5023
Light blue



Blu scuro / RAL 5011
Dark Blue



Giallo / RAL 1003
Yellow



Grigio / RAL 7035
Grey




Rosso / RAL 3031
Red




Tortora / RAL 7006
Tortora

Tessuto acustico / Acoustic fabric (1906-90 - 1906-95)



Azzurro melange
Light blue melange




Blu melange
Dark Blue melange




Giallo melange
Yellow melange



Grigio melange
Grey melange



Rosso melange
Red melange



Tortora melange
Tortora melange

GLO

Glo è un'icona della nostra collezione, una sfera di vetro che esalta il riverbero della luce, in un gioco di riflessioni e rimandi tra la lampada e lo spazio o fra le lampade tra loro. La ricca palette e le diverse misure della variante sospesa sono un invito alla composizione.

Glo is an icon of our collection, a glass sphere enhancing the glare of light, in a game of reflections back and forth between the lamp and the space or among the very lamps. The rich palette of colours and the different dimensions of the suspension lamps are a toast to creativity.















Glo

INFO TECNICHE / TECHNICAL INFO

0811-23 LARGE SUSPENSION

1x 10W - E27 LED
IP20



0811-21 MEDIUM SUSPENSION

1x 5W - E14 LED
IP20



0811-20 MINI SUSPENSION

1x 4W - G9 LED
IP20



0811-93 CANOPY TYPE A RECESSED

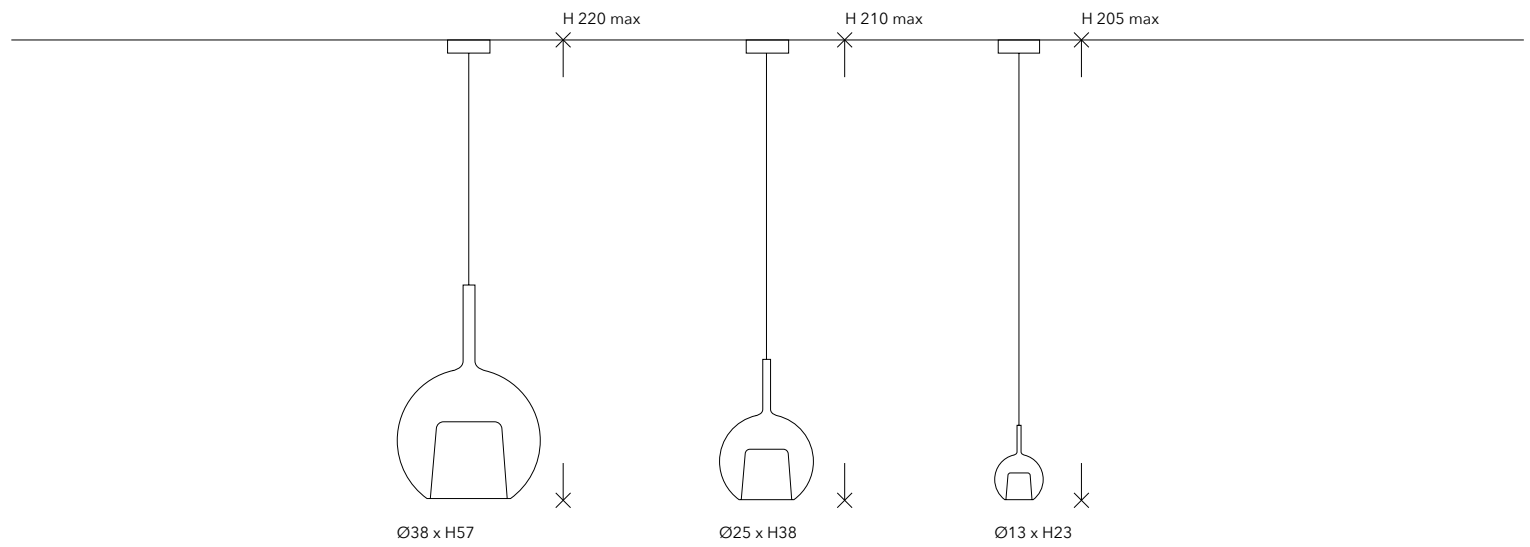
Ø6.5
Bianco opaco / Matt white
Cavo / Wire RAL 7013



0811-92 CANOPY TYPE A

Ø11.3 x H3.5
Bianco / White - Titanio / Titanium - Nero / Black
on-off / Dimmable DALI
Cavo / Wire RAL 7013





Finiture / Finishes

Vetri specchiati / Mirroring Glass



Glo

INFO TECNICHE / TECHNICAL INFO

0811-03 LARGE TABLE

1x 10W - E27 LED
Dimmer on cable
IP20



0811-01 MEDIUM TABLE

1x 5W - E14 LED
IP20



0811-00 MINI TABLE

1x 4W - G9 LED
IP20



0811-10 FLOOR

1x 10W - E27 LED
Dimmer on cable
IP20



0811-31 MEDIUM WALL

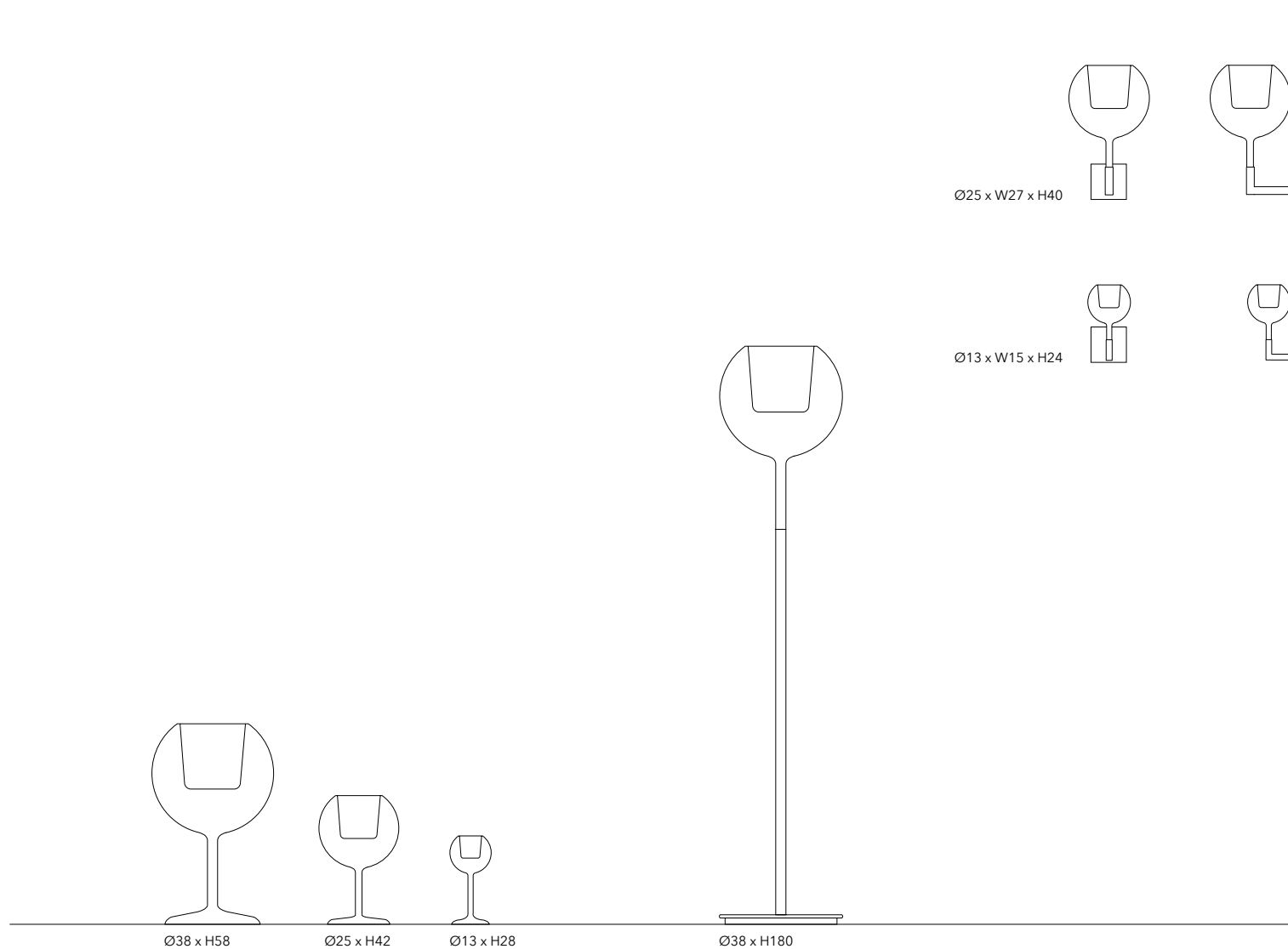
1x 5W - E14 LED
IP20



0811-30 MINI WALL

1x 4W - G9 LED
IP20





Finiture / Finishes

Struttura / Structure 0811-31 / 0811-30



Nero opaco
Matt black



Oro opaco
Matt gold




Cromo lucido
Glossy chrome



Oro lucido
Glossy gold

Vetri specchiati / Mirroring Glass



Trasparente
Transparent



Argento specchiato
Mirroring silver



Oro specchiato
Mirroring gold



Oro rosa specchiato
Mirroring rose gold



4ever specchiato
Mirroring 4ever



Blu specchiato
Mirroring blue



Verde specchiato
Mirroring green



Viola specchiato
Mirroring violet



Nero specchiato
Mirroring black

*Struttura 0811-10 Oro lucido disponibile solo per i vetri specchiati Oro e 4ever / Structure 0811-10 Glossy gold is only available for Gold and 4ever mirroring glasses.

*Struttura 0811-10 Cromo lucido non disponibile per i vetri specchiati Oro e 4ever / Structure 0811-10 Glossy chrome not available for Gold and 4ever mirroring glasses.

GLO MAXI

Glo è un'icona della nostra collezione, una sfera di vetro che esalta il riverbero della luce, in un gioco di riflessioni e rimandi tra la lampada e lo spazio o fra le lampade tra loro.

Glo is an icon of our collection, a glass sphere enhancing the glare of light, in a game of reflections back and forth between the lamp and the space or among the very lamps.







Glo Maxi

INFO TECNICHE / TECHNICAL INFO

0811-24 GLO MAXI

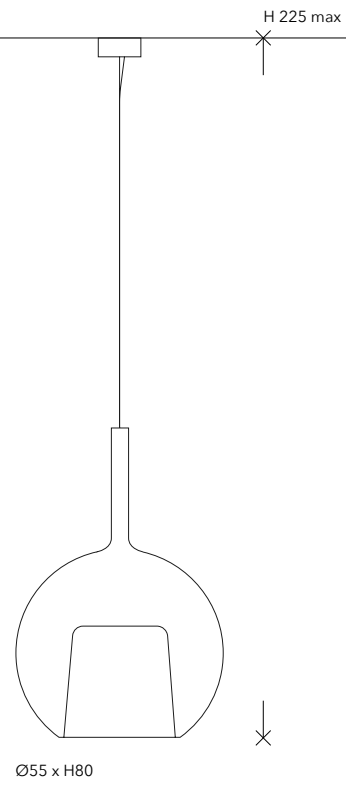
1x 20W E27 - 2700K
IP20



0811-94 CANOPY TYPE D


Ø11.3 x H3.5
Bianco / White - Titanio / Titanium - Nero / Black
on-off / Dimmable DALI





Finiture / Finishes

Vetri specchiati / Mirroring Glass



Trasparente
Transparent



Argento specchiato
Mirroring silver



Oro specchiato
Mirroring gold



Oro rosa specchiato
Mirroring rose gold



4ever specchiato
Mirroring 4ever



Blu specchiato
Mirroring blue



Verde specchiato
Mirroring green



Viola specchiato
Mirroring violet




Nero specchiato
Mirroring black

CLASH

Clash è un'appliche che combina la leggerezza del vetro e la forza del metallo per creare un oggetto dall'estetica moderna e sofisticata, reso futuristico dalle finiture in nero opaco e bronzo spazzolato. La parte inferiore è orientabile, una caratteristica funzionale prima che estetica.

Clash is a wall lamp combining the lightness of glass and the strength of metal to create a modern and sophisticated object, with a futuristic touch given by matt black and brushed bronze finishings. The lower part is adjustable, a functional feature rather than an aesthetic one.



Clash

INFO TECNICHE / TECHNICAL INFO

1699-30 FIX WALL

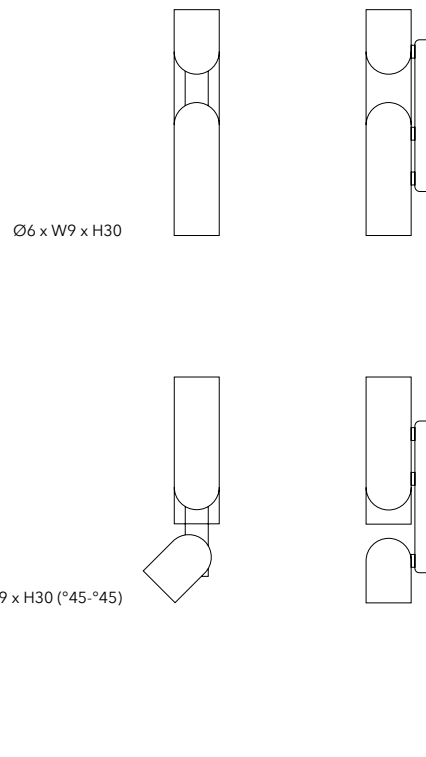
2x 6W - GU10 LED - 3000K
2W - 3000K
IP20



1699-31 ADJUSTABLE WALL

2x 6W - GU10 LED - 3000K
2W - 3000K
IP20





Finiture / Finishes

Struttura / Structure



Nero opaco
Matt black



Bronzo spazzolato
Brushed bronze

Vetro / Glass



Trasparente
Transparent

VELA

La semplicità ed eleganza formale della lampada nascondono il corpo illuminante. Vela, che emana una luce indiretta e raffinata, può vivere da sola o può essere combinata in gruppi di più lampade, in modo da ottenere composizioni sempre differenti.

The simplicity and formal elegance of the lamp hide the lighting fixture. Vela, which emanates an indirect and refined light, can live alone or can be combined in groups of several lamps, to obtain different compositions.








Vela

INFO TECNICHE / TECHNICAL INFO

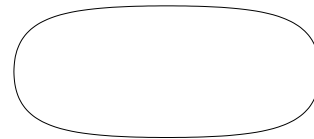
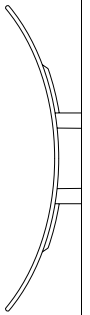
1905-30 WALL

20W - 3000K - 1500lm
Dimmable 0-10V / DALI
IP20

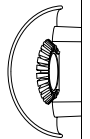




L17,5 x W10 x H40,5



L40 x W10 x H17,5



Finiture / Finishes

Struttura / Structure



Nero opaco
Matt black





Bianco opaco
Matt white

TILE

La modularità della struttura pentagonale permette di creare infiniti pattern e infinite combinazioni di colore. Il pannello, in metallo verniciato, può essere un punto luce o un correttore acustico. Nella versione più sofisticata della lampada, i pannelli con le due differenti funzioni possono essere accostati tra loro.

The modularity of the pentagonal structure allows it to create infinite patterns and infinite color combinations. The panel, in painted metal, can be a light point or an acoustic corrector. In the most sophisticated version of the lamp, panels with differing functions can be placed next to each other.







Tile

INFO TECNICHE / TECHNICAL INFO

1903-40 WALL - CEILING NO DRIVER

13W - 3000K - 589lm
Dimmable 0-10V / DALI
IP20



* Non utilizzabile come elemento singolo /
Not available as single element

1903-41 WALL - CEILING DRIVER 4 ELEMENTS

13W - 3000K - 589lm
Dimmable 0-10V / DALI
IP20



* Utilizzabile come elemento singolo oppure
combinato con max 3x 1903-40 / Available as
single element or matched with max 3x 1903-40.

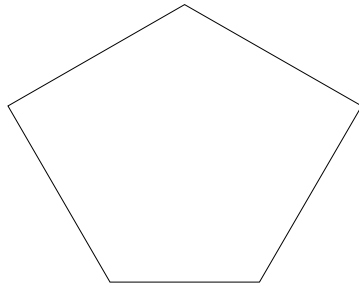
1903-42 WALL - CEILING DRIVER 8 ELEMENTS

13W - 3000K - 589lm
Dimmable 0-10V / DALI
IP20

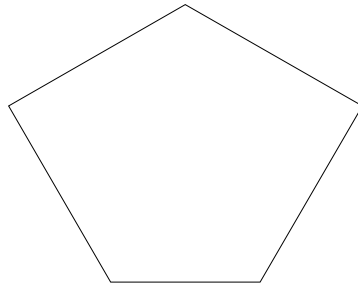


* utilizzabile combinato con min 4x 1903-40 - max 7x
1903-40 / Available as single element or matched
with min 4x 1903-40 - max 7x 1903-40.

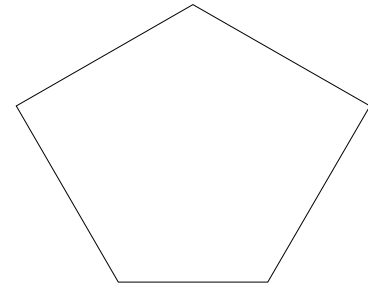
1903-90 DECORATIVE ELEMENT



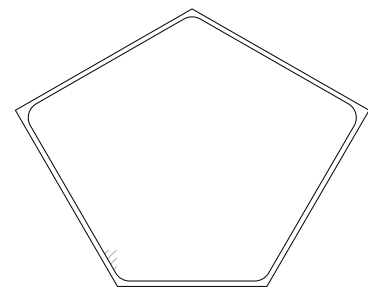
L46 x W36 x H4



L46 x W36 x H4



L46 x W36 x H4



L46 x W36 x H4



Finiture / Finishes

Struttura / Structure




Nero opaco
Matt black

Diffusore / Shade PMMA



Bianco opaco
Matt white


Tessuto acustico / Acoustic fabric




Blu melange
Dark Blue melange




Grigio melange
Grey melange



Azzurro melange
Light blue melange



Rosso melange
Red melange

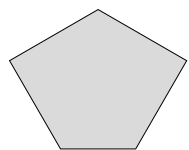


Tortora melange
Tortora melange

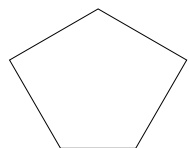


Giallo melange
Yellow melange

Composizioni suggerite / Suggested compositions



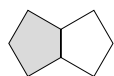
Acoustic fabrics:
1903-90 Decorative



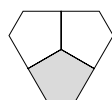
Lighting panels:
1903-40 No driver
1903-41 Driver 4 elements
1903-42 Driver 8 elements

Composizioni base / Base compositions

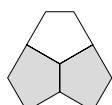
- 1x Driver 4 elements 1903-41
- Fino a / Up to 3x No Driver 1903-40 (entro 3 metri lineari / within 3 linear meters)
- Decorative 1903-90 (quantità illimitate / limitless quantity)



2 L700

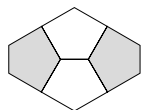


3a L700

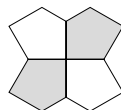


3b L700

- 2** | 1903-41 (x1) + 1903-90 (x1)
3a | 1903-41 (x1) + 1903-40 (x1) + 1903-90 (x1)
3b | 1903-41 (x1) + 1903-90 (x2)

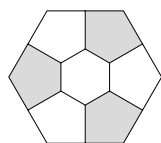


4 L900

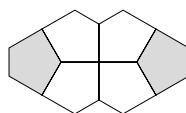


4 L800

- 4** | 1903-41 (x1) + 1903-40 (x1) + 1903-90 (x2)

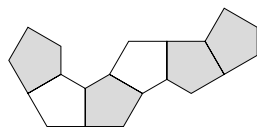


6a Ø1020

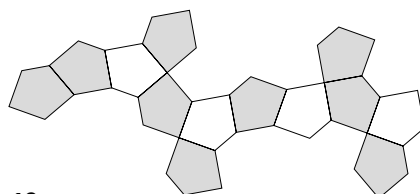


6b L1210

- 6a** | 1903-41 (x1) + 1903-40 (x2) + 1903-90 (x3)
6b | 1903-41 (x1) + 1903-40 (x3) + 1903-90 (x2)

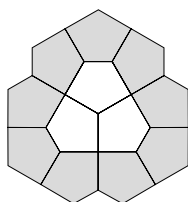


6 L1700

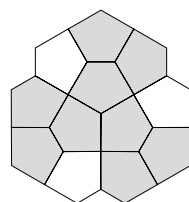


13 L2800

- 6** | 1903-41 (x1) + 1903-40 (x1) + 1903-90 (x4)
13 | 1903-41 (x1) + 1903-40 (x3) + 1903-90 (x9)



12 Ø1400

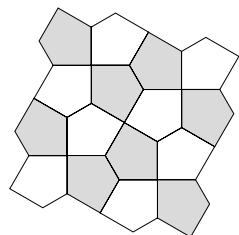


- 12** | 1903-41 (x1) + 1903-40 (x2) + 1903-90 (x9)

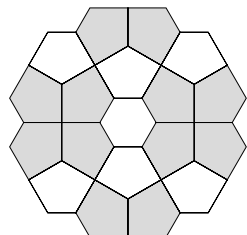
Composizioni suggerite / Suggested compositions

Composizioni plus / Plus compositions

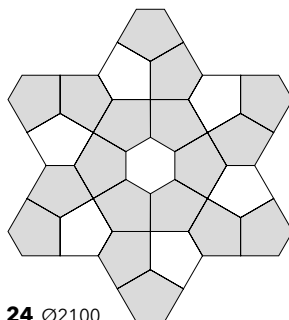
- 1x Driver 8 elements 1903-41
- Fino a / Up to 7x No Driver 1903-40 (entro 5 metri lineari / within 5 linear meters)
- Decorative 1903-90 (quantità illimitate / limitless quantity)



16 L1380



18 Ø1620



24 Ø2100

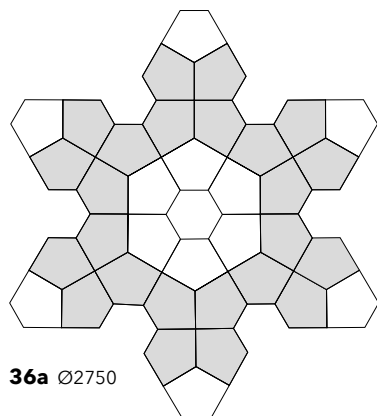
16 | 1903-42 (x1) + 1903-40 (x7) + 1903-90 (x8)

18 | 1903-42 (x1) + 1903-40 (x6) + 1903-90 (x12)

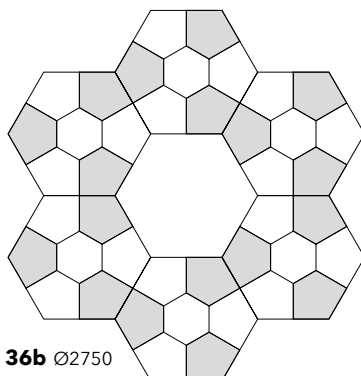
24 | 1903-42 (x1) + 1903-40 (x6) + 1903-90 (x18)

Composizioni speciali / Special compositions

- Previa verifica tecnica / After technical verification



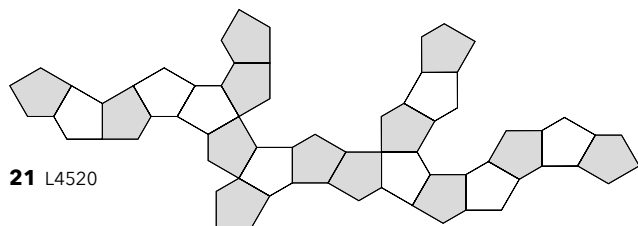
36a Ø2750



36b Ø2750

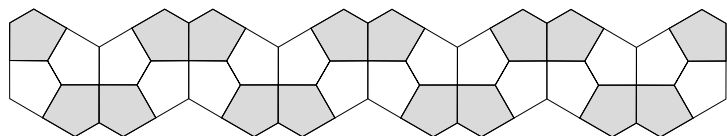
36a | 1903-42 (x2) + 1903-40 (x10) + 1903-90 (x24)

36b | 1903-42 (x3) + 1903-40 (x15) + 1903-90 (x18)



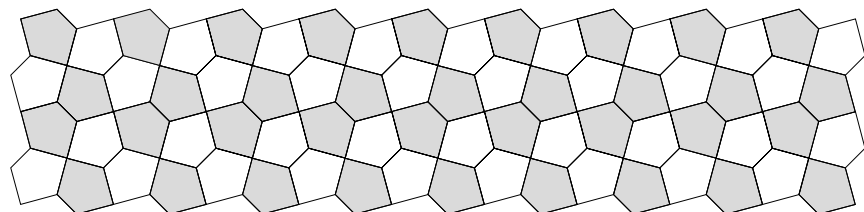
21 L4520

21 | 1903-42 (x1) + 1903-40 (x7) + 1903-90 (x13)



32 L4850

32 | 1903-42 (x2) + 1903-40 (x14) + 1903-90 (x16)



72 L6000

72 | 1903-42 (x5) + 1903-40 (x31) + 1903-90 (x36)

MAMI

Tra design e arte, Mamì è una collezione dall'eleganza versatile. Merito del modulo ovale in vetro soffiato bianco, reinterpretato in chiave modernista nelle configurazioni sospese e più lineare nelle varianti da tavolo e da terra.

Halfway between design and art, Mami is a versatile and elegant collection. The white oval blown-glass body is reinterpreted with a modernist look in the suspension compositions, while remaining linear in the floor and table.















Mamì

INFO TECNICHE / TECHNICAL INFO

1307-12 LARGE FLOOR-CEILING

8x 6W - 3000K
Dimmer on cable
IP20



1307-11 SMALL FLOOR-CEILING

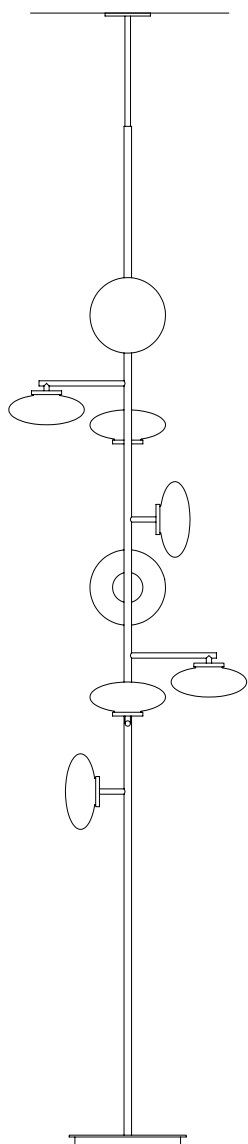
6x 6W - 3000K
Dimmer on cable
IP20



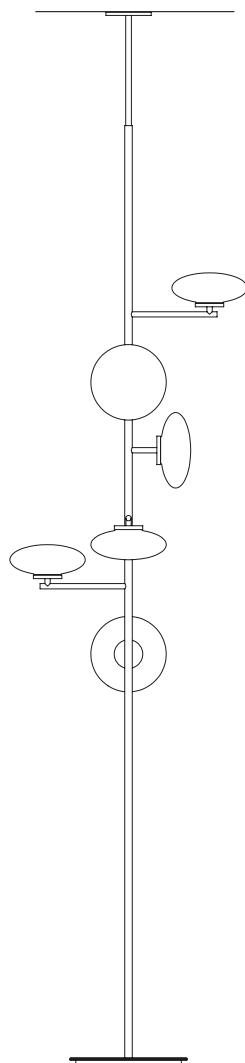
1307-13 EXTRA SMALL FLOOR-CEILING

6x 6W - 3000K
Dimmer on cable
IP20

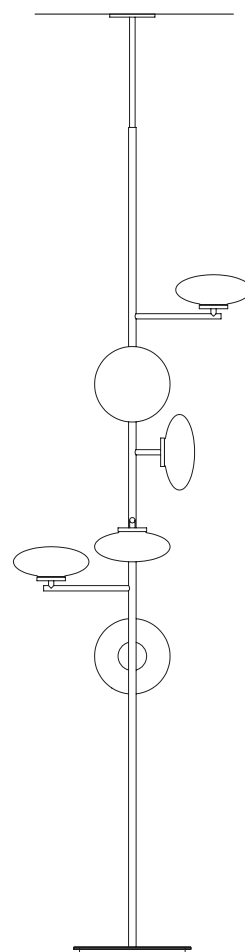




Ø32 x W60 x H270-300



Ø32 x W50 x H250-280



Ø32 x W50 x H220-250

Finiture / Finishes

Struttura / Structure



Nero opaco
Matt black



Bronzo spazzolato
Brushed bronze

Vetro / Glass



Bianco
White

Mamì

INFO TECNICHE / TECHNICAL INFO

1307-29 HORIZONTAL SUSPENSION

5x 6W - 3000K
Dimmable Phase cut
IP20



1307-24 MAXI SUSPENSION

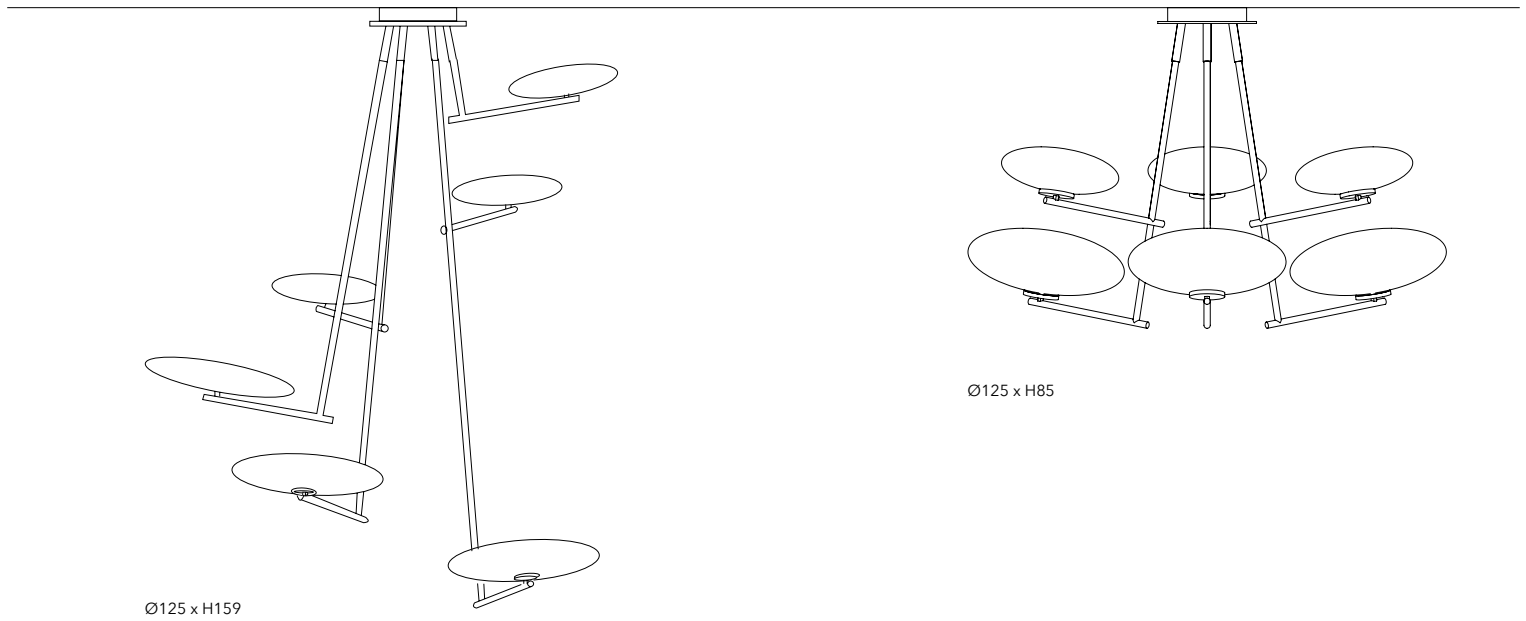
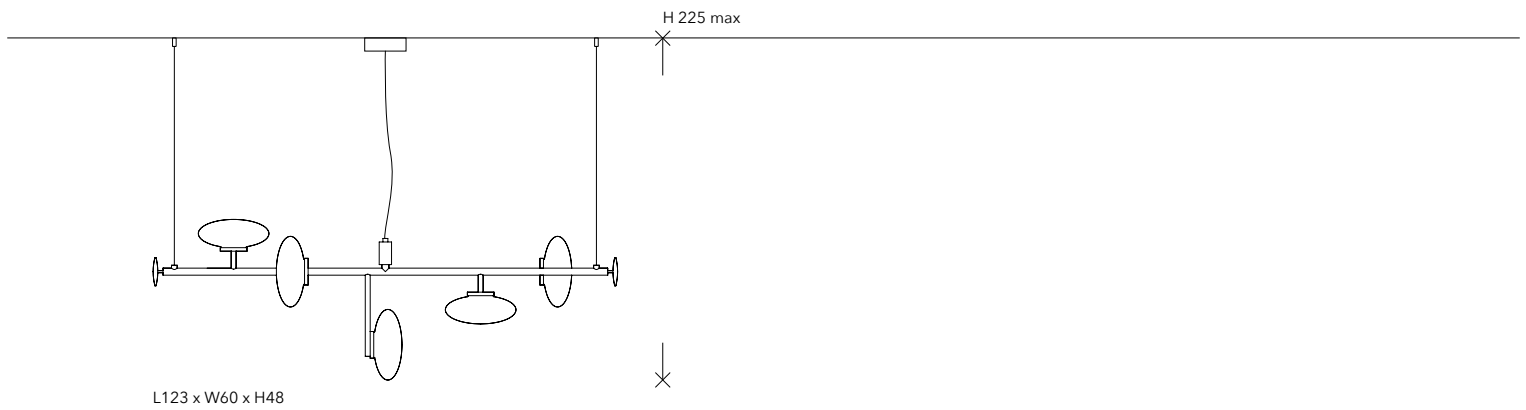
6x 10W - 3000K
Dimmable Phase cut
IP20



1307-23 LARGE SUSPENSION

6x 10W - 3000K
Dimmable Phase cut
IP20





Finiture / Finishes

Struttura / Structure



Nero opaco
Matt black



Bronzo spazzolato
Brushed bronze

Vetro / Glass



Bianco
White

Mamì

INFO TECNICHE / TECHNICAL INFO

1307-27 LARGE VERTICAL

4x 10W - 3000K
Dimmable Phase cut
IP20



1307-26 SMALL VERTICAL

4x 6W - 3000K
Dimmable Phase cut
IP20



1307-03 TABLE

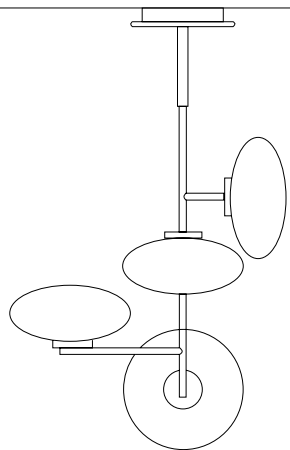
10W - 3000K
Dimmer on cable
IP20



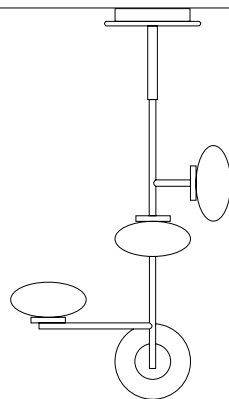
1307-10 FLOOR

10W - 3000K
Dimmer on cable
IP20

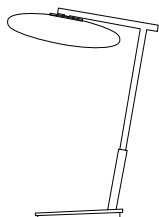




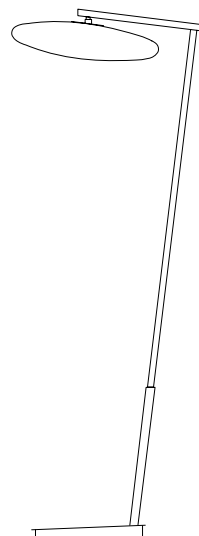
Ø70 x H115



Ø65 x H110



L40 x H56



L52 x H150

Finiture / Finishes

Struttura / Structure



Nero opaco
Matt black



Bronzo spazzolato
Brushed bronze

Vetro / Glass



Bianco
White

FEEL

Feel nasce dalla combinazione di dischi tessili fonoassorbenti e steli luminosi. I dischi colorati, in tinta o a contrasto tra loro, danno vita a configurazioni sempre diverse, da sospendere al soffitto per assorbire i rumori e godersi il silenzio.

Feel comes from the combination of sound absorbing textile discs and luminous stems. The coloured discs, in matching or contrasting colours, give life to ever-changing configurations, to be suspended from the ceiling in order to absorb noise and enjoy silence.











Feel

INFO TECNICHE / TECHNICAL INFO

1831-23 LARGE STEM

27W - 3000K - 3500lm
Direct light + Indirect light
IP20



1831-22 MEDIUM STEM

27W - 3000K - 3500lm
Direct light + Indirect light
IP20



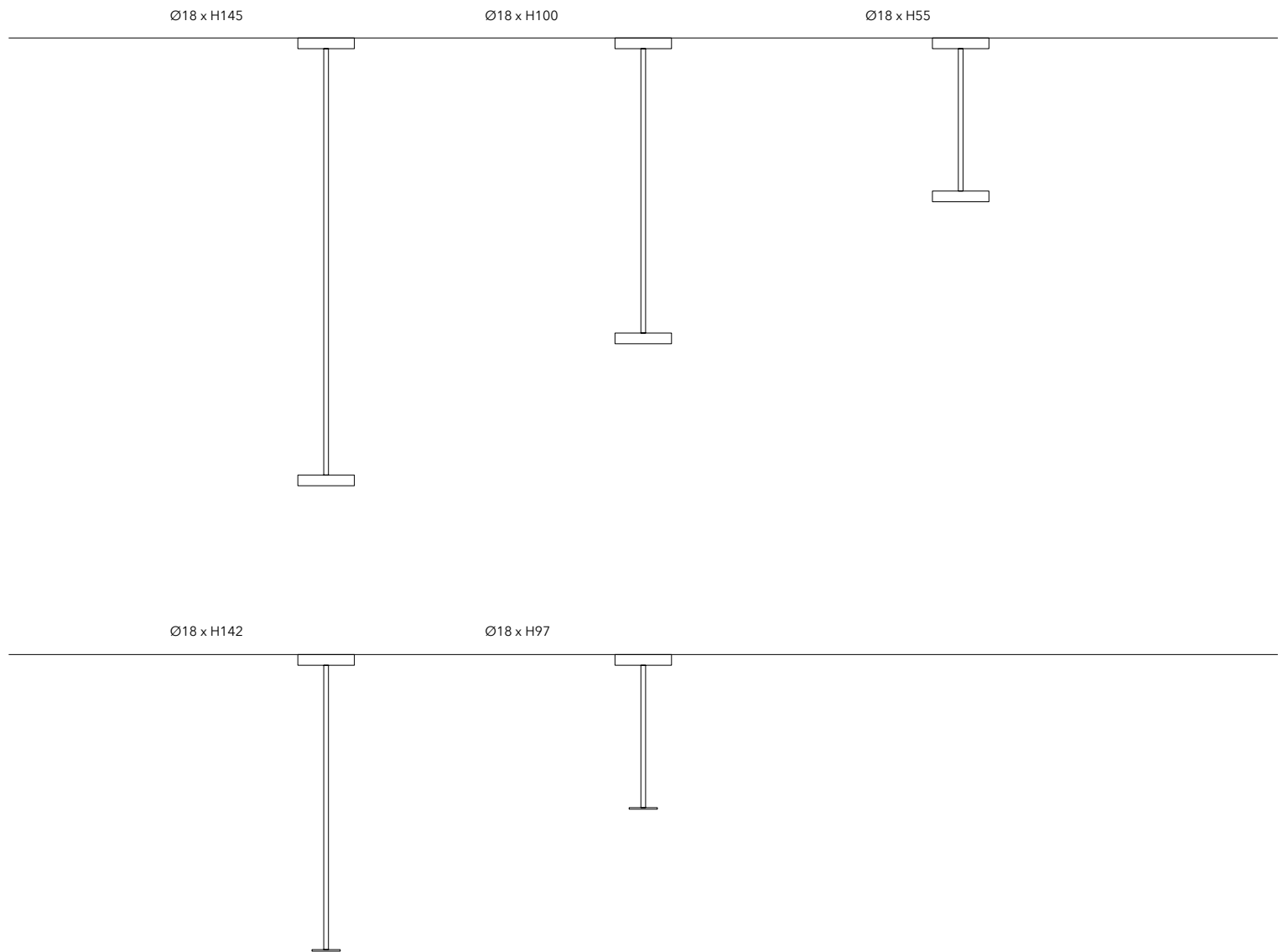
1831-21 SMALL STEM

27W - 3000K - 3500lm
Direct light + Indirect light
IP20



1831-98 MEDIUM BLIND STEM

1831-97 SMALL BLIND STEM



Finiture / Finishes

Struttura / Structure



Nero opaco
Matt black




Oro opaco
Matt gold


Feel

INFO TECNICHE / TECHNICAL INFO

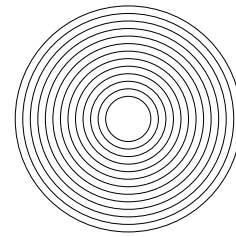
- 1831-93 LARGE DISC**
- 1831-92 MEDIUM DISC**
- 1831-91 SMALL DISC**
- 1831-90 DISCS FIXING KIT**



Ø100



Ø80



Ø60

Finiture / Finishes

Tessuto acustico / Acoustic fabric



Bordeaux
Bordeaux



Blu scuro
Dark blue



Petrolio
Petroleum



Mattone
Brick



Sabbia
Sand



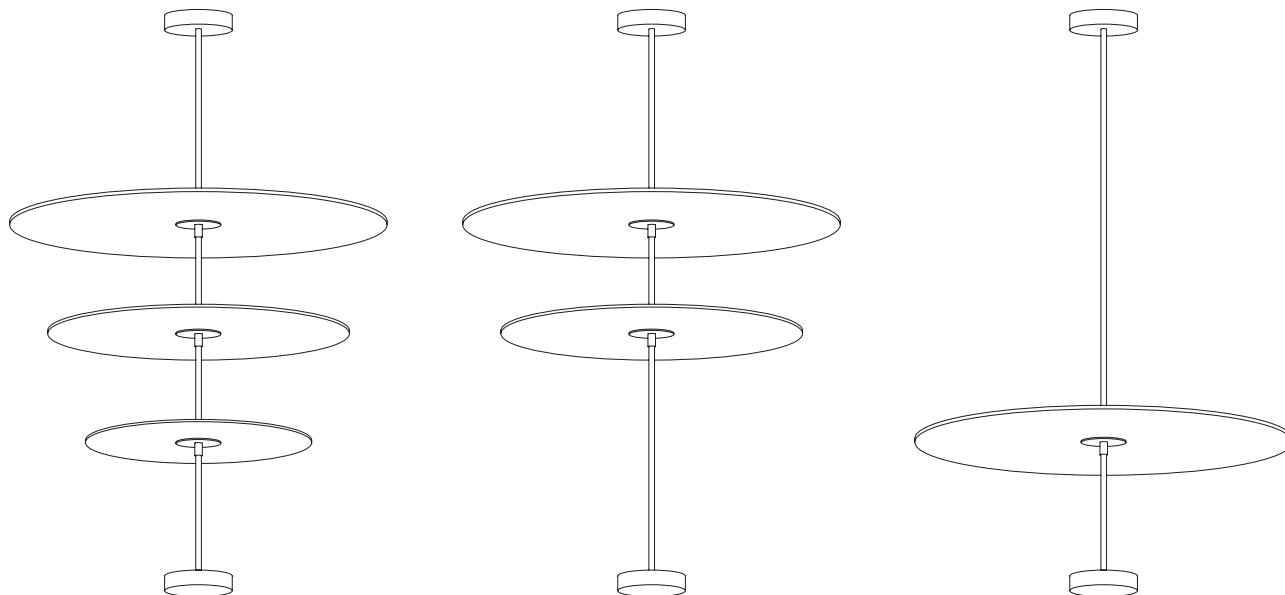
Grigio chiaro
Light grey



Verde scuro
Dark green

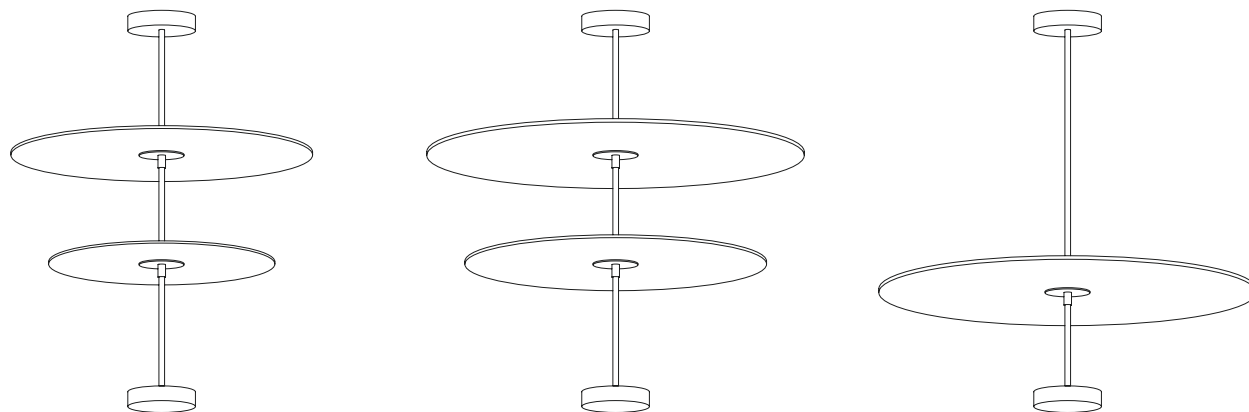
1831-23 LARGE STEM

Massimo 3 dischi / 3 discs max : 1 Large max, 2 Medium max, 3 Small max



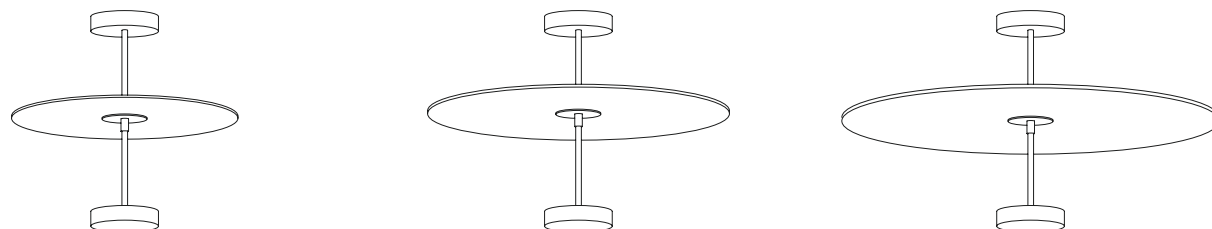
1831-22 MEDIUM STEM

Massimo 2 dischi / 2 discs max : 1 Large max, 2 Medium max, 2 Small max



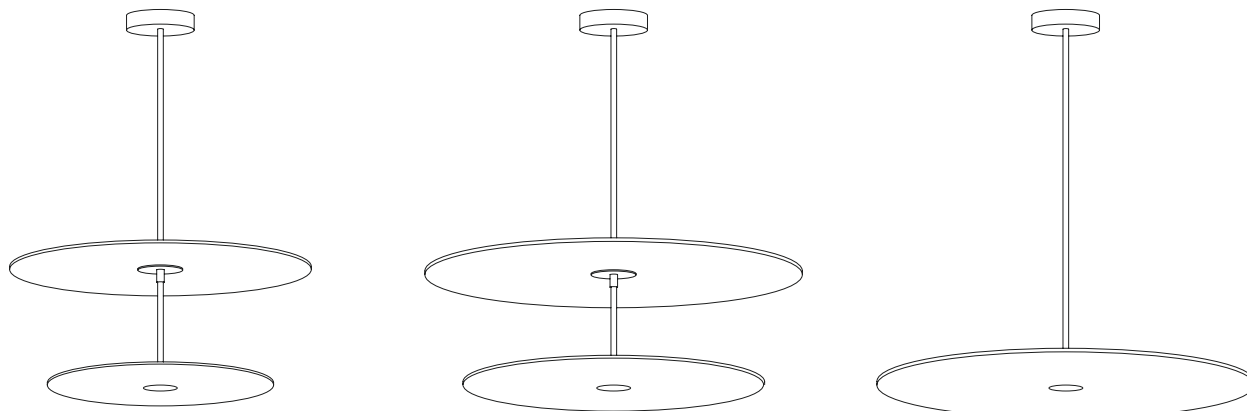
1831-21 MINI STEM

Massimo 1 disco / 1 disc max : 1 Large max, 1 Medium max, 1 Small max



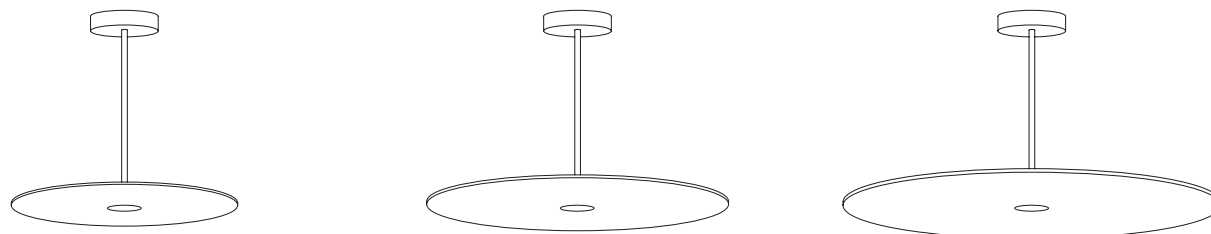
1831-98 MEDIUM BLIND STEM

Massimo 2 dischi / 2 discs max : 1 Large max, 2 Medium max, 2 Small max



1831-97 SMALL BLIND STEM

Massimo 1 disco / 1 disc max : 1 Large max, 1 Medium max, 1 Small max



NARCISO

Come nel mito classico Narciso guarda la sua immagine riflessa nell'acqua, così il cono dell'omonima lampada si sdoppia per diffondere e riflettere la luce delicata del corpo illuminante. Omaggio alla musica la versione da tavolo, con diffusore audio bluetooth.

As in the classic myth Narciso looks at his image reflected in the water, likewise the cone of this lamp splits up to spread and reflect the delicate light of the lighting body. The table version is a tribute to music, complete with bluetooth audio speakers.



Paolo Icaro
GHEED
GHEED
L
E





Narciso

INFO TECNICHE / TECHNICAL INFO

1710-20 SUSPENSION

14W - 3000K - 1500lm
25W - 3000K - 2800lm
Dimmable 0-10V / DALI
IP20



1710-03 LARGE TABLE

14W - 3000K - 1500lm
Dimmer on cable
IP20



1710-04 LARGE RECHARGEABLE TABLE + AUDIO SPEAKER

8W - 3000K - 1000lm
Dimmer Microswitch
IP20



1710-01 SMALL RECHARGEABLE TABLE

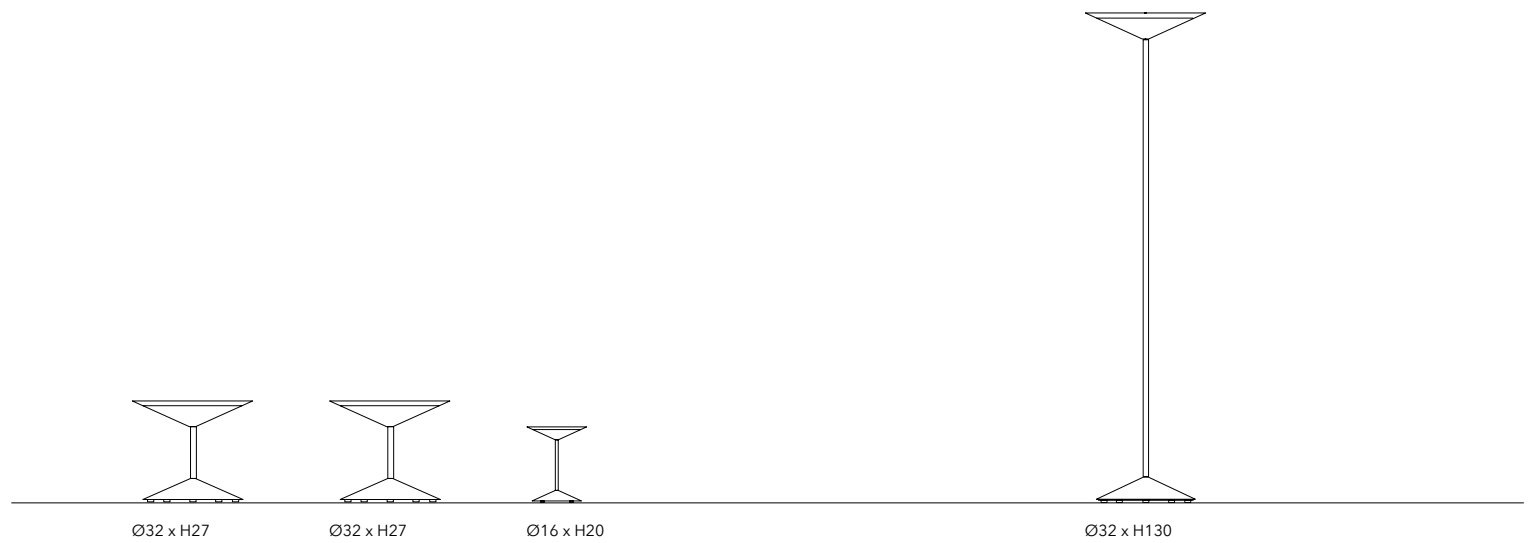
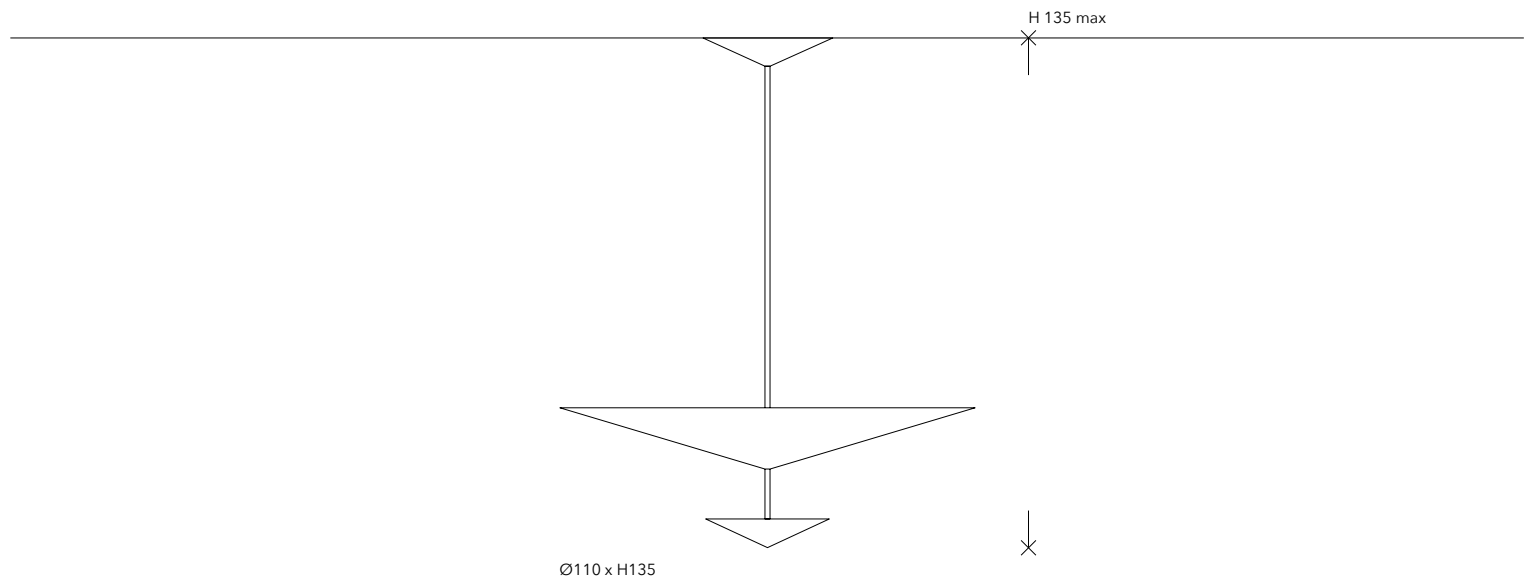
4,5W - 3000K - 450lm
Dimmer Microswitch
IP20



1710-10 FLOOR

14W - 3000K - 1500lm
Dimmer on cable
IP20





Finiture / Finishes

Struttura / Structure



Nero opaco
Matt black



Oro opaco
Matt gold



Bianco opaco
Matt white

STORM

Steli sottili in preziose finiture metalliche creano suggestive armonie di luce. Disponibile in tre misure, Storm è una lampada che vive anche da sola ma è pensata per essere usata in gruppo, negli spazi del contract come in quelli di casa.

Thin stems in precious metallic finishes create evocative harmonies of light. Available in three sizes, Storm is a lamp that can live alone but is designed to be used in groups, in public spaces as well as at home.







Storm

INFO TECNICHE / TECHNICAL INFO

1704-23 LARGE SUSPENSION

4W - 3000K - 383lm
IP20

LED

1704-21 MEDIUM SUSPENSION

4W - 3000K - 383lm
IP20

LED

1704-20 MINI SUSPENSION

4W - 3000K - 383lm
IP20

LED

1704-91 CANOPY TYPE B RECESSED

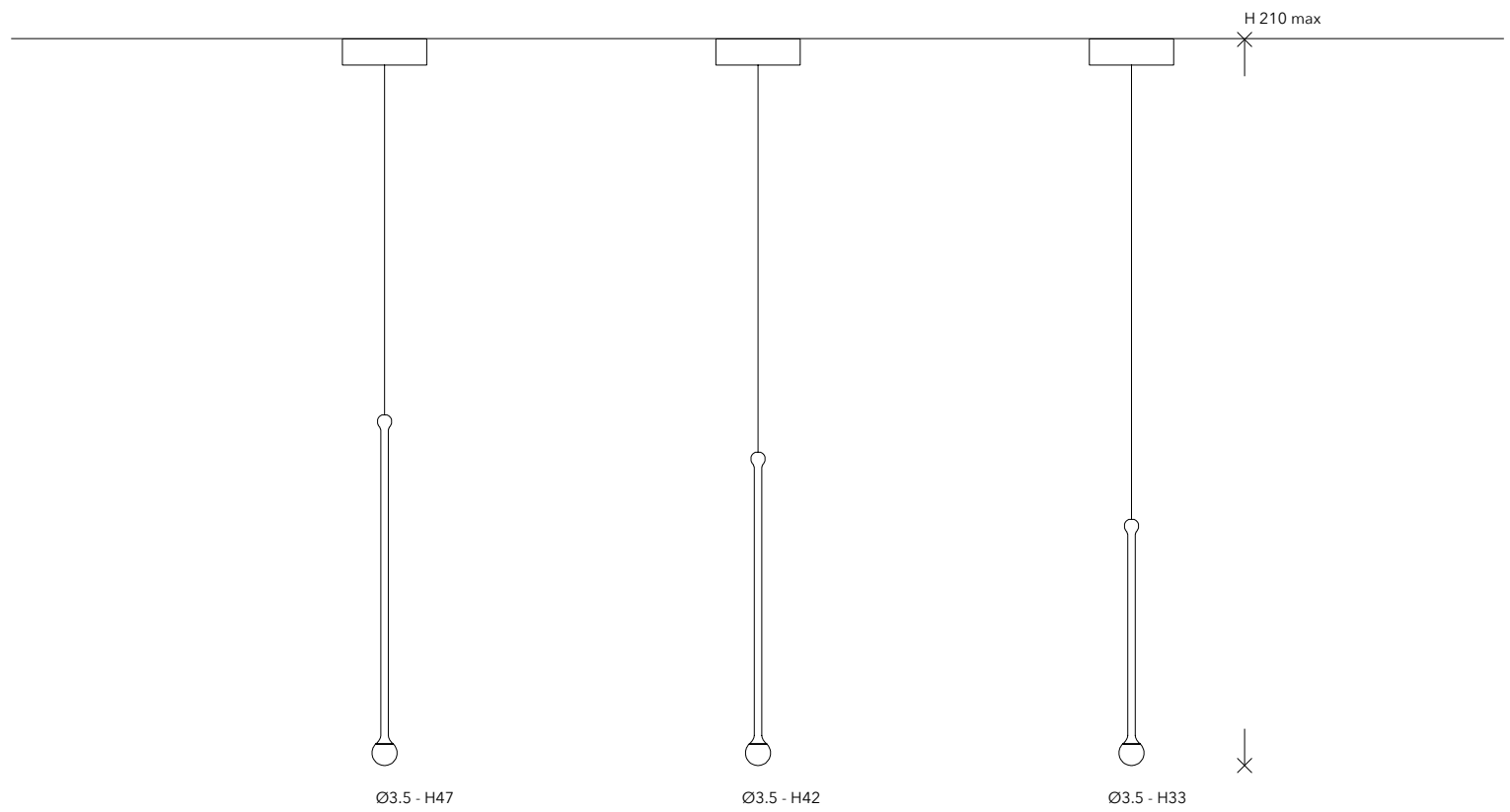
Ø6.5
Bianco opaco / Matt white
Driver remoto / Remote driver (non incluso / not included)
Cavo / Wire RAL 7013



1704-90 CANOPY TYPE B

Ø11.3 x H3.5
Bianco / White - Oro / Gold - Nero / Black
on-off / Dimmable 0-10V / DALI
Cavo / Wire RAL 7013





Finiture / Finishes

Struttura / Structure



Nero opaco
Matt black



Oro opaco
Matt gold



Bianco opaco
Matt white

W O N D E R

La meraviglia della combinazione di più lampade Wonder di dimensioni, finiture e altezze diverse ha la stessa luminosa bellezza del vetro borosilicato con cui sono realizzate le singole canne, in finitura trasparente o fumé.

Combining more Wonder lamps in different dimensions, finishings and heights is astonishing as the luminous beauty of the borosilicate glass with which every single rod is made, in transparent or fume finishing.







Wonder

INFO TECNICHE / TECHNICAL INFO

1504-23 LARGE SUSPENSION

4W - 3000K
370lm (transparent) 230lm (fumè)
IP20

LED

1504-21 MEDIUM SUSPENSION

4W - 3000K
370lm (transparent) 230lm (fumè)
IP20

LED

1504-20 MINI SUSPENSION

4W - 3000K
370lm (transparent) 230lm (fumè)
IP20

LED

1704-91 CANOPY TYPE B RECESSED

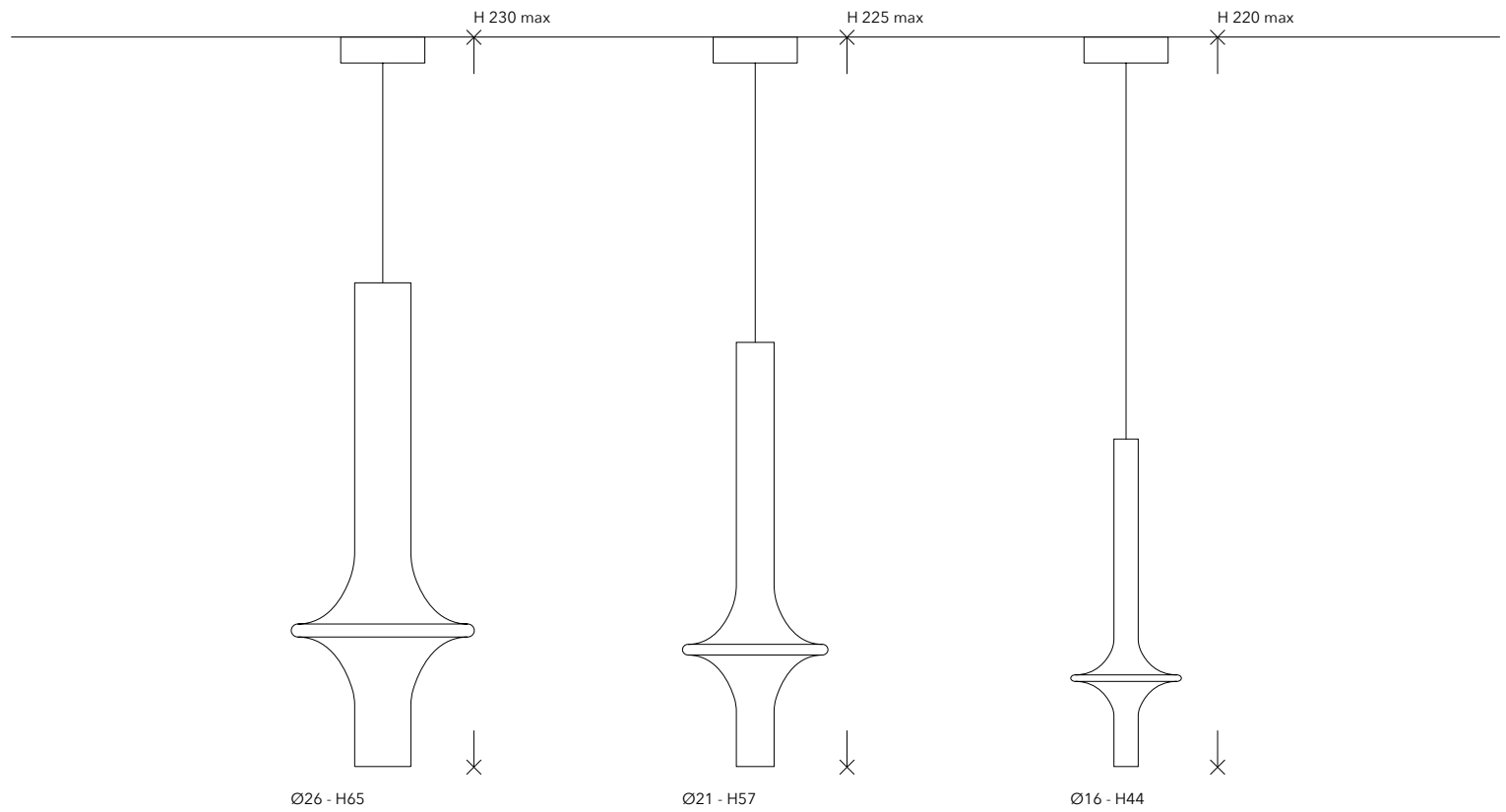
Ø6.5
Bianco opaco / Matt white
Driver remoto / Remote driver (non incluso / not included)
Cavo / Wire RAL 7013



1704-90 CANOPY TYPE B

Ø11.3 x H3.5
Bianco / White - Oro / Gold - Nero / Black
on-off / Dimmable 0-10V / DALI
Cavo / Wire RAL 7013





Finiture / Finishes

Struttura / Structure



Nero opaco
Matt black



Oro opaco
Matt gold

Vetri / Glasses



Trasparente
Transparent



Fumé
Fumé

M O M

Sono ispirate alla tradizione veneziana le lampade Mom, che nella forma e nelle finiture opache si rifanno ai classici vasi in vetro di Murano. Disponibili anche nella variante applique.

Mom lamps are inspired by the Venetian tradition, and refer, in the shape and opaque finishings, to the classical Murano glass vases. Also available in wall variant.







Mom

INFO TECNICHE / TECHNICAL INFO

1602-21 LOW SUSPENSION

1x 10W - E27 LED
IP20



1602-22 TALL SUSPENSION

1x 10W - E27 LED
IP20



1602-23 SLIM SUSPENSION

1x 10W - E27 LED
IP20



1602-24 FATTY SUSPENSION

1x 5W LED - E14 LED
IP20



1602-25 LITTLE SUSPENSION

1x 5W LED - E14 LED
IP20



1602-34 FATTY WALL

1x 5W LED - E14 LED
IP20



1602-33 SLIM WALL

1x 5W LED - E14 LED
IP20



0811-93 CANOPY TYPE A RECESSED

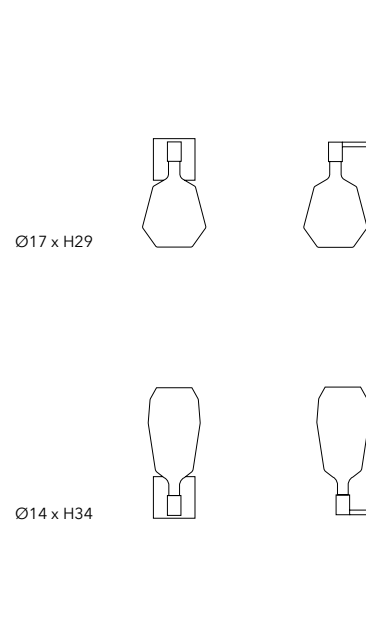
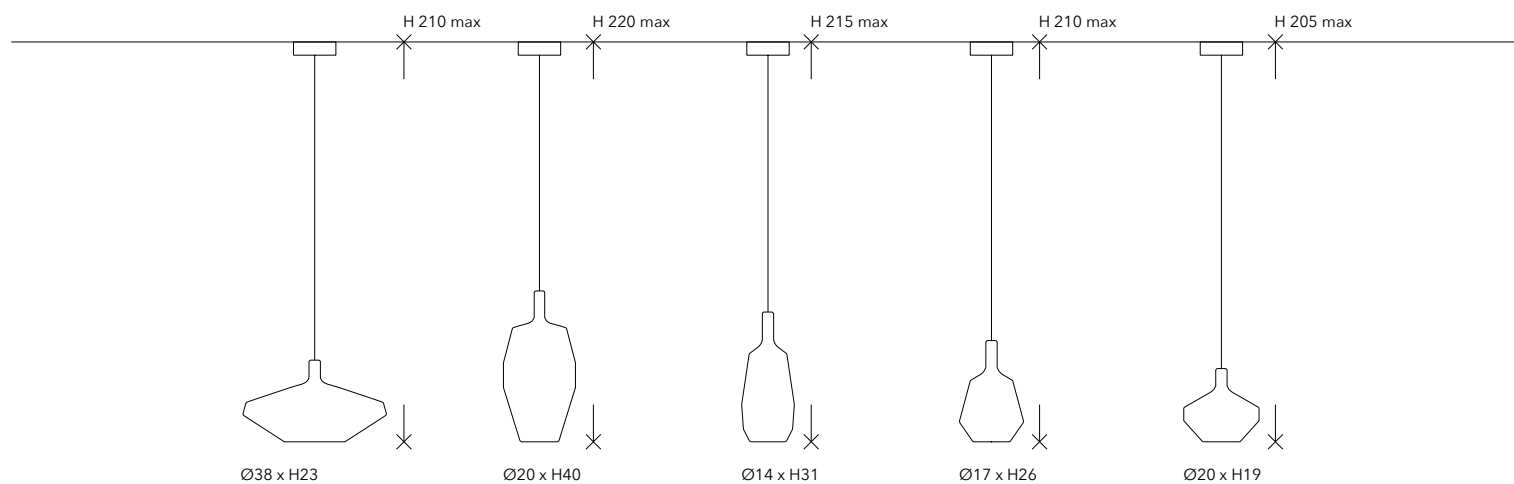
Ø6.5
Bianco opaco / Matt white
Cavo / Wire RAL 7013



0811-92 CANOPY TYPE A

Ø11.3 x H3.5
Bianco / White - Titanio / Titanium - Nero / Black
on-off / Dimmable DALI
Cavo / Wire RAL 7013





Finiture / Finishes

Struttura applique / Wall structure



Nero opaco
Matt black



Oro opaco
Matt gold

Vetri opachi / Matt glass



Verde salvia
Sage green



Senape
Mustard



Blu avio
Blue avio



Rosa cipria
Powder pink



Sabbia
Sand



Bianco
White



Nero
Black

S O P

Sop è un unico e affusolato blocco di cemento chiuso all'estremità inferiore da un LED che richiama la forma e l'eleganza di un pistillo di un fiore. L'utilizzo del cemento consente un abbinamento perfetto di Sop con l'ambiente e il contesto in cui viene inserita.

Sop is a unique and tapered block of cement, that is completed at the base by an LED which is reminiscent of the shape and elegance of a flower's pistil. The use of cement allows Sop to combine perfectly with the environment and the context in which it is inserted.







Sop

INFO TECNICHE / TECHNICAL INFO

1913-23 LARGE SUSPENSION

4W - 3000K - 208lm
IP20

LED

1913-22 MEDIUM SUSPENSION

4W - 3000K - 208lm
IP20

LED

1913-20 SMALL SUSPENSION

4W - 3000K - 208lm
IP20

LED

1704-91 CANOPY TYPE B RECESSED

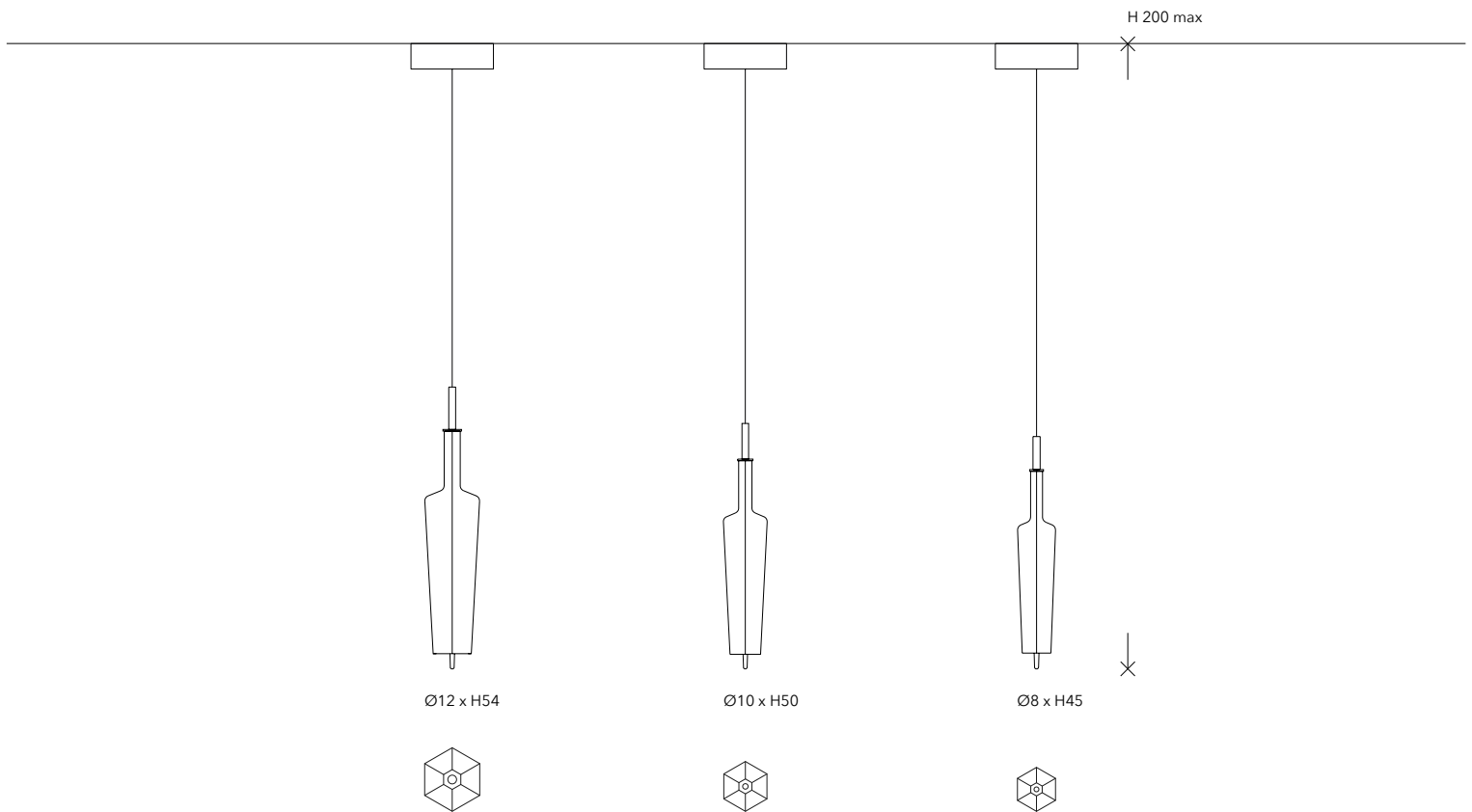
Ø6.5
Bianco opaco / Matt white
Driver remoto / Remote driver (non incluso / not included)
Cavo / Wire RAL 7013



1704-90 CANOPY TYPE B

Ø11.3 x H3.5
Bianco / White - Oro / Gold - Nero / Black
on-off / Dimmable 0-10V / DALI
Cavo / Wire RAL 7013





Finiture / Finishes

Struttura / Structure




Grafite
Graphite



Verde salvia
Sage green



Senape
Mustard



Bianco
White

ACORN

La materialità del cemento si fonde con la leggerezza del vetro nella lampada a sospensione Acorn, nata per illuminare gli spazi interni.

The materiality of concrete merges with the lightness of glass in the suspension lamp Acorn, born to illuminate outdoor indoors spaces.







Acorn

INFO TECNICHE / TECHNICAL INFO

1501-23 LARGE SUSPENSION

20W - 3000K - 780lm
Dimmable Phase cut
IP20

LED

1501-22 MEDIUM SUSPENSION

15W - 3000K - 570lm
Dimmable Phase cut
IP20

LED

1501-20 MINI SUSPENSION

8W - 3000K - 350lm
Dimmable Phase cut
IP20

LED

0811-93 CANOPY TYPE A RECESSED

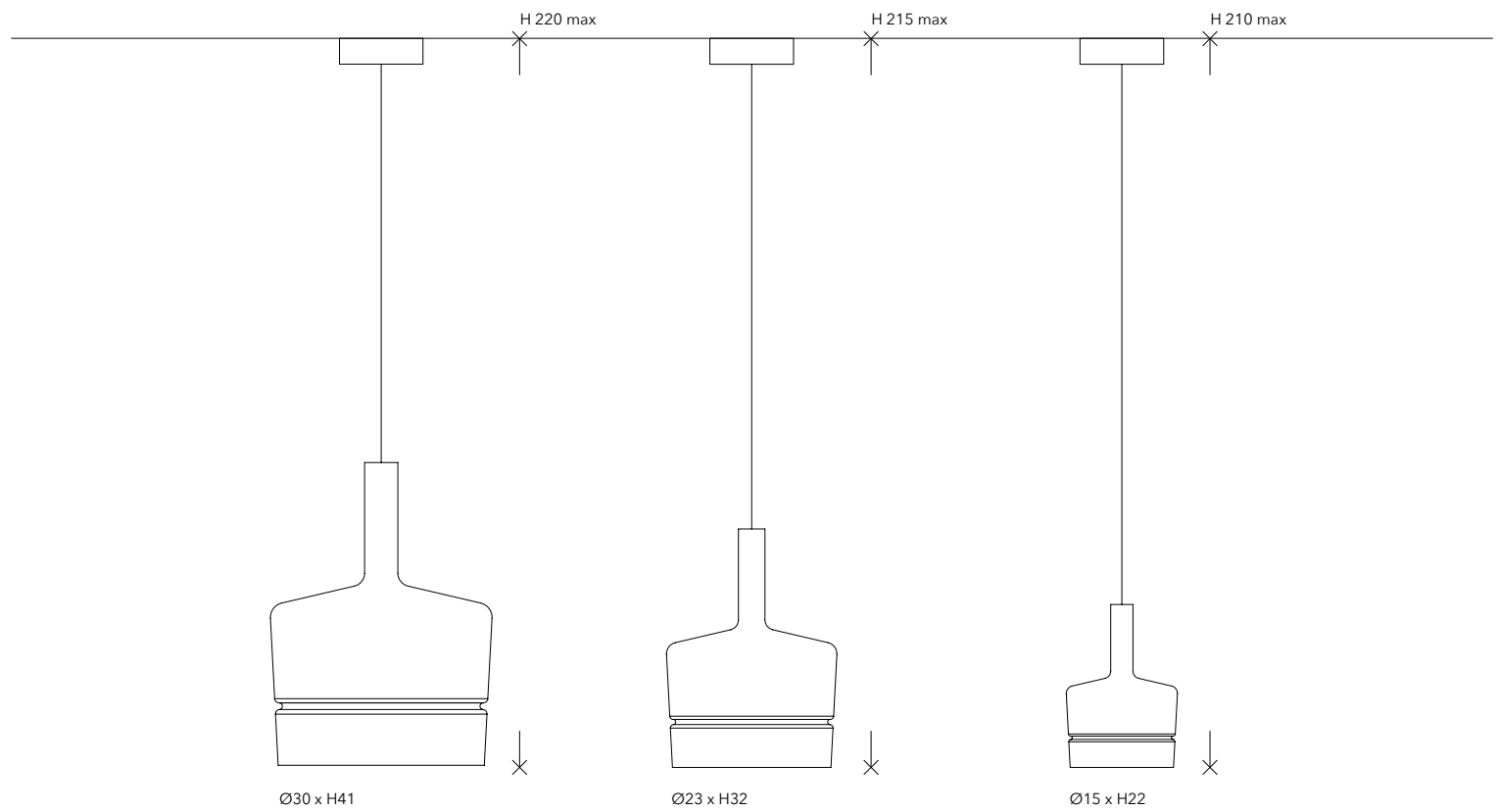
Ø6.5
Bianco opaco / Matt white
Cavo / Wire RAL 7013



0811-92 CANOPY TYPE A

Ø11.3 x H3.5
Bianco / White - Titanio / Titanium - Nero / Black
on-off / Dimmable DALI
Cavo / Wire RAL 7013





Finiture / Finishes

Struttura / Structure



Grigio Cemento
Grey concrete

Vetro/ Glass



Trasparente
Transparent

APRILE

Un quadro luminoso capace di far vibrare le pareti con una luce delicata come quella del sole in primavera. Aprile è un'applicque liberamente orientabile che esplora l'eleganza della luce, più intensa da un lato e più morbida dall'altro.

A luminous painting, capable of making the walls vibrate with a delicate light such as the sun in spring. Aprile is a freely adjustable wall lamp which explores the deep elegance of light, more intense on one side and softer on the other.







Aprile

INFO TECNICHE / TECHNICAL INFO

1649-31 TALL WALL

13,5W - 3000K
377lm (white) 251lm (bronze)
Dimmable 0-10V
IP20



1649-30 FATTY WALL

13,5W - 3000K
377lm (white) 251lm (bronze)
Dimmable 0-10V
IP20



1649-32 SMALL WALL

13,5W - 3000K
377lm (white) 251lm (bronze)
Dimmable 0-10V
IP20





Finiture / Finishes

Struttura / Structure



Bronzo spazzolato
Brushed bronze



Bianco opaco
Matt white

JE SUIS

Una lampada scultorea formata da una sfera bicolore in vetro bianco e argento e da un basamento monumentale in marmo di Carrara e rovere. Je suis è una dichiarazione d'intenti, tra ricchezza delle finiture e bellezza che supera la funzione.

A sculptural lamp formed by a two-coloured sphere in white and silver glass and by a monumental Carrara marble and oak. Je suis is a declaration of intents, with its rich finishings and the beauty beyond functionality.







Je Suis

INFO TECNICHE / TECHNICAL INFO

1502-03 TABLE

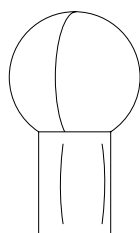
17,5W - 3000K
Dimmer on cable
IP20



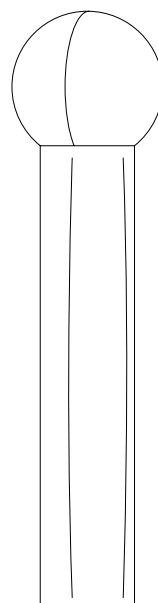
1502-10 FLOOR

17,5W - 3000K
Dimmer on cable
IP20





Ø35 - H60



Ø40 - H158

Finiture / Finishes

Struttura / Structure



Legno rovere
Oak wood



Legno antracite
Anthracite oak



Marmo bianco Carrara
White Carrara marble

Vetro/ Glass



Bianco/argento
White/silver

W O O D Y

Una forma essenziale e iper-contemporanea vestita della ricchezza decorativa del marmo di Carrara e rovere naturale: il minimalismo non è mai stato più lussuoso.

A minimal and contemporary shape, along with the decorative opulence of Carrara marble and natural oak: minimalism has never been so luxurious.







Woody

INFO TECNICHE / TECHNICAL INFO

1406-23 LARGE SUSPENSION

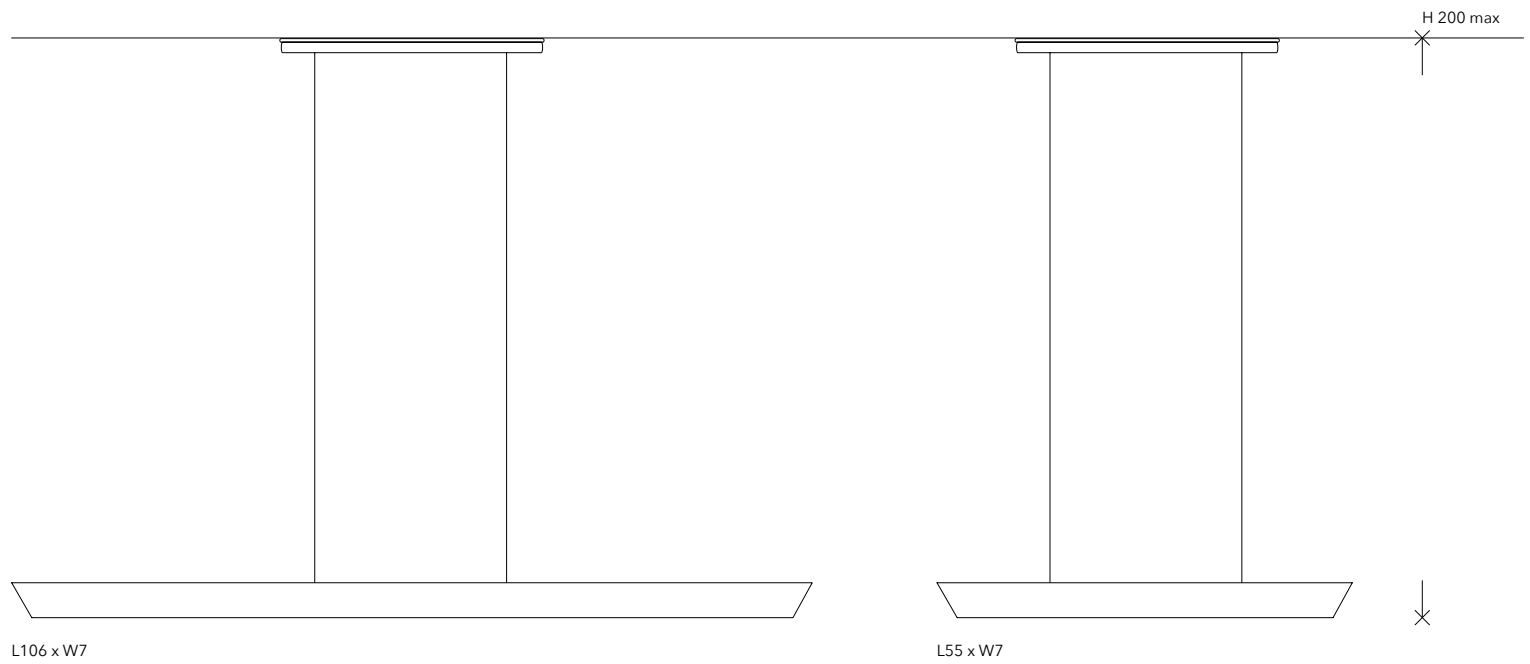
24W - 3000K
IP20



1406-21 SMALL SUSPENSION

12W - 3000K
IP20





Finiture / Finishes

Struttura / Structure



Legno rovere naturale
Natural oak wood



Marmo bianco Carrara
White Carrara marble

ELISABETH

Un gioco astronomico di semisfere ispira la collezione Elisabeth - dalla più composta versione da tavolo alle suggestioni art déco della sospensione. Cromo lucido e marmo di Carrara impreziosiscono la pulizia formale dei volumi.

Elisabeth collection is inspired by an astronomical game of hemispheres: from the linear version of the table lamp to the suspension lamp, reminiscent of art deco. The formal cleanliness of the volumes is enriched by glossy chrome and Carrara marble.







Elisabeth

INFO TECNICHE / TECHNICAL INFO

1711-23 LARGE SUSPENSION

8x 10W - 3000K - 8x 827lm
Dimmable 0-10V
IP20



1711-30 WALL

2x 6W - 3000K - 2x 450lm
IP20



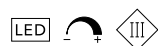
1711-03 LARGE TABLE

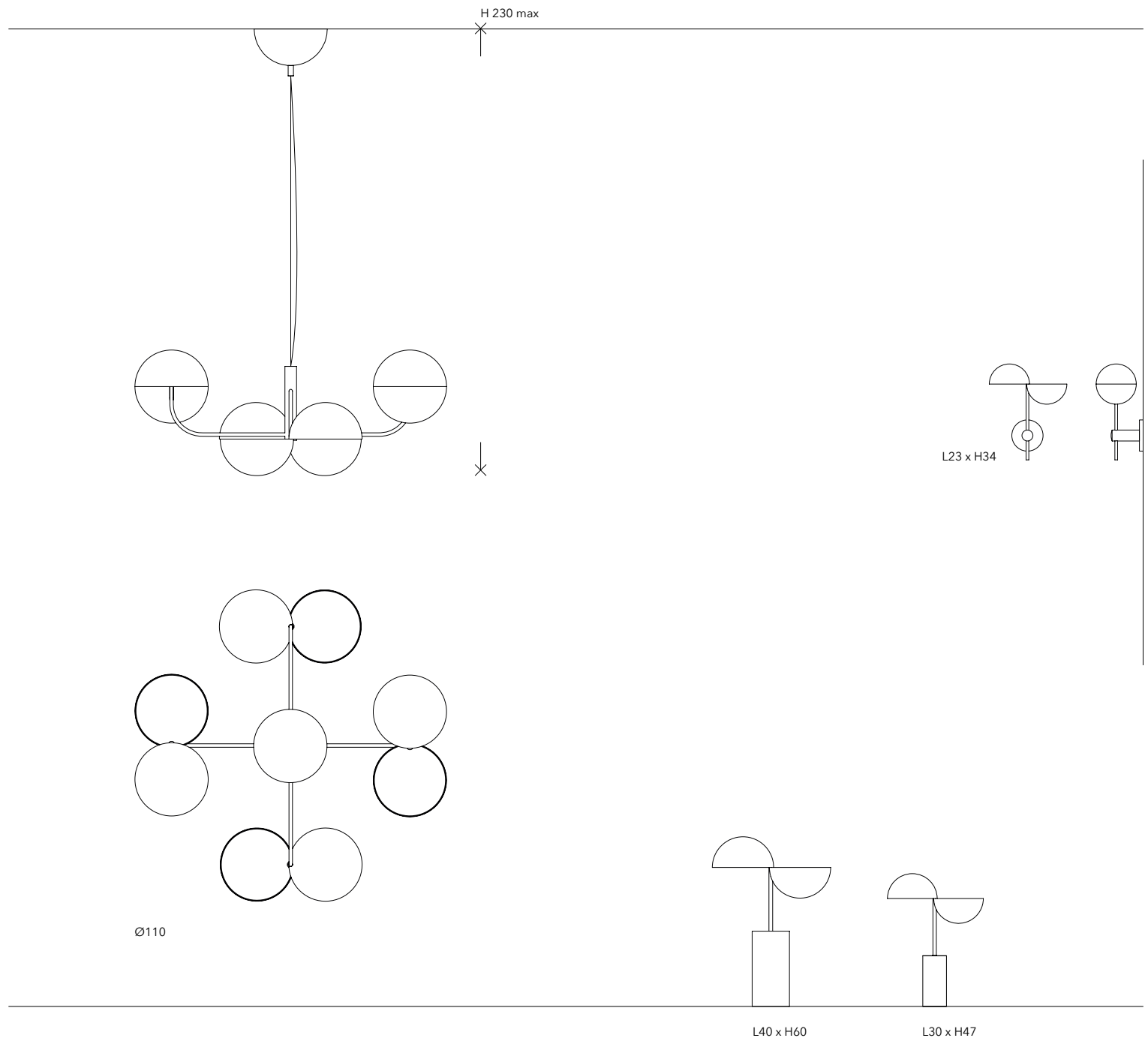
2x 8W - 3000K - 2x 827lm
Dimmer on cable
IP20



1711-01 SMALL TABLE

2x 8W - 3000K - 2x 827lm
Dimmer on cable
IP20





Finiture / Finishes

Struttura / Structure



Cromo nero lucido
Glossy black chrome

Base / Base 1711-03 1711-01



Cromo nero lucido
Glossy black chrome



Marmo bianco Carrara
White Carrara marble

C ' H I

Un classico della nostra collezione, C'hi si riconosce dal paralume in vetro, che con le sue onde delicate disegna luci e ombre sulle pareti e nello spazio. Una famiglia completa formata da lampade a sospensione, da tavolo, da terra.

You can recognize our classic C'hi by its glass shade that, with its delicate waves, gently plays with lights and shadows on the walls and in the space. A complete collection of suspension, table and floor.







C'hi

INFO TECNICHE / TECHNICAL INFO

9907-24 MAXI SUSPENSION

3x 10W - E27 LED
IP20



9907-23 LARGE SUSPENSION

1x 10W - E27 LED
IP20



9907-22 MEDIUM SUSPENSION

1x 10W - E27 LED
IP20



9907-03 LARGE TABLE

1x 10W - E27 LED
IP20



9907-02 MEDIUM TABLE

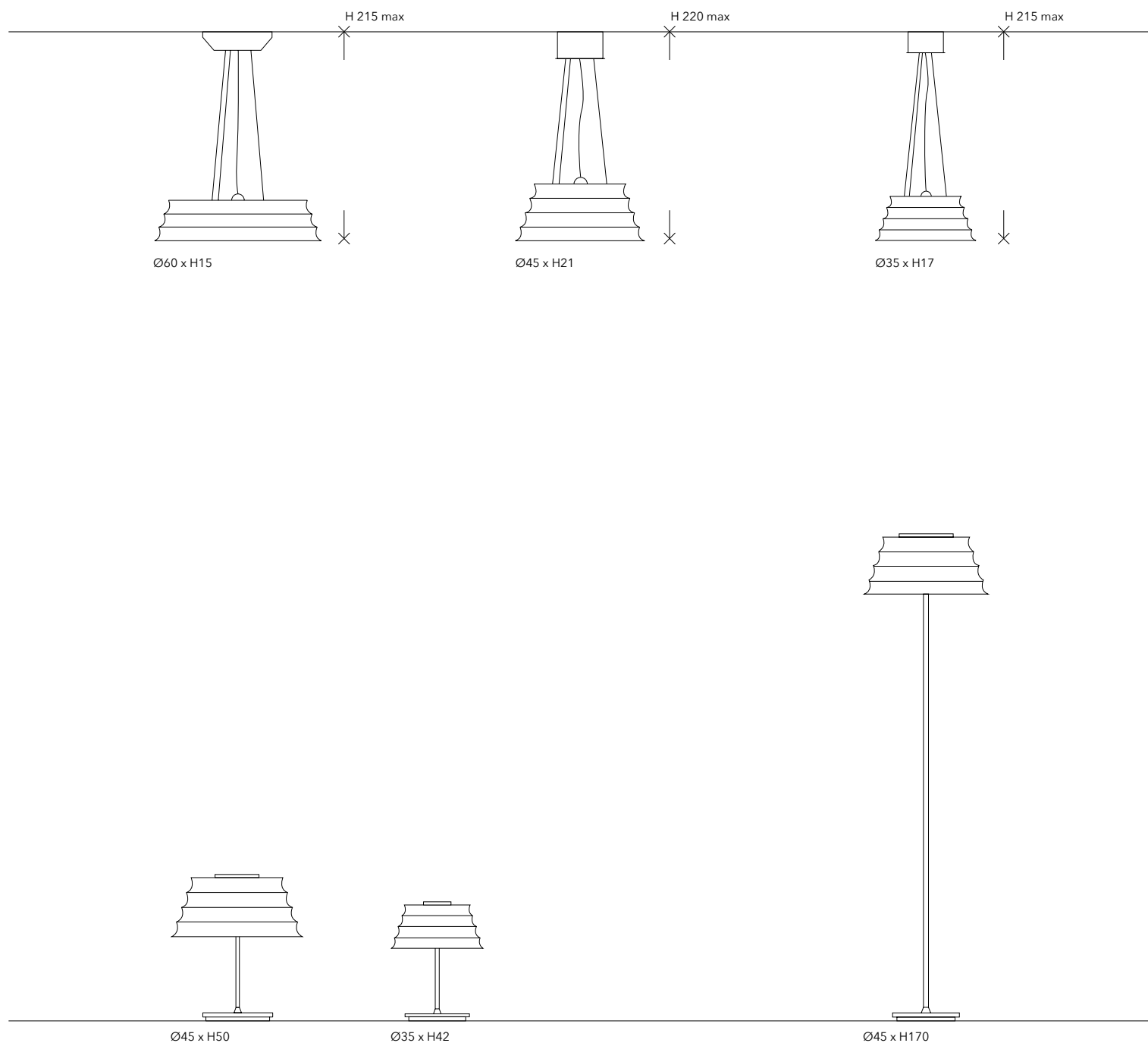
1x 10W - E27 LED
IP20



9907-10 FLOOR

1x 10W - E27 LED
Dimmer on cable
IP20






Finiture / Finishes

Struttura / Structure



Metallo nichel satinato
Nickel satin metal

Diffusore / Shade



Vetro trasparente
Transparent glass



Vetro bianco
White glass



Vetro sabbia
Sand glass



Vetro bronzato (no 9907-24)
Bronzed glass (no 9907-24)

CHINA

Un'elegante lampada da lettura che diffonde una luce soffusa grazie al basamento riflettente. La ricchezza delle finiture permette di interpretare China in modo sempre diverso a seconda del contesto.

An elegant reading lamp which spreads a soft light through its reflecting base. The different finishings allow to interpret China in a way that is always different, according to the context.







China

INFO TECNICHE / TECHNICAL INFO

0308-00 MEDIUM TABLE

3x 5W - E14 LED
Dimmer on cable
IP20



0308-01 SMALL TABLE

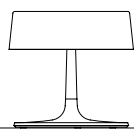
2x 5W - E14 LED
IP20



0308-12 HIGH FLOOR

3x 5W - E14 LED
Dimmer on cable
IP20

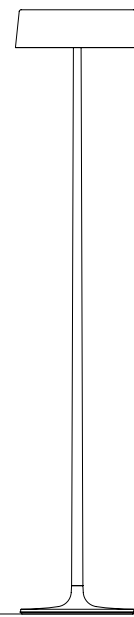




Ø33 x H32



Ø23 x H22,5



Ø33 x H160

Finiture / Finishes

Struttura / Structure



Nero opaco
Matt black



Oro opaco
Matt gold



Maron glacé opaco
Matt maron glacé



Bronzo opaco
Matt bronze



Rosso opaco
Matt red




Bianco opaco
Matt white

LUDO

Ludo è una lampada da tavolo interrotta da una fessura dall'apertura regolabile. La porzione luminosa della lampada aumenta quanto più la parte superiore si allontana da quella inferiore.

Ludo is a table lamp interrupted by a slit with an adjustable opening, that conceals a band of light inside. The luminous portion of the lamp increases as the upper part moves away from the lower section.







Ludo

INFO TECNICHE / TECHNICAL INFO

1901-30 WALL

4,5W - 3000K - 289lm
Dimmable Phase cut
IP20



1901-00 TABLE

4,5W - 3000K - 289lm
Mechanical Dimming
IP20



1901-01 TABLE WITH SPOOL

4,5W - 3000K - 289lm
Mechanical Dimming
IP20





Finiture / Finishes

Struttura / Structure



Nero opaco
Matt black




Oro opaco
Matt gold



Bianco opaco
Matt white



Polvere di pietra lavica
Lava stone powder



Polvere di marmo di Candoglia
Candoglia marble powder

MORSETTO

Dal design essenziale ed elegante, Morsetto è un parallelepipedo vuoto di metallo nero lucido, al cui interno vive, come se fosse sospesa in equilibrio e stretta in una morsa, una sfera illuminante.

With a simple and elegant design, Morsetto is a parallelepiped void of glossy black metal, inside which an illuminating sphere lives as if it were suspended in equilibrium and held tight in a vice.







Morsetto

INFO TECNICHE / TECHNICAL INFO

1904-30 WALL

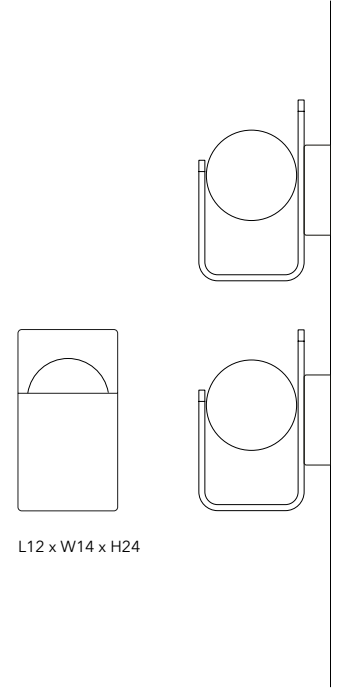
5W - 3000K
Dimmable 0 - 10V
IP20



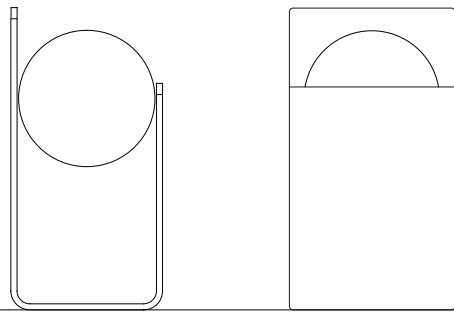
1904-00 TABLE

8W - 3000K
Dimmer on cable
IP20





L12 x W14 x H24



L16 x W18 x H40

Finiture / Finishes

Struttura / Structure



Nero lucido
Glossy black



Bianco lucido
Glossy white

Vetro / Glass



Bianco
White

ANGOLO

Un elemento illuminante dalle linee essenziali e una struttura monoblocco in pietra: Angolo è una scultura di luce che unisce sapientemente pulizia delle forme e ricchezza materica, per atmosfere sofisticate.

A single illuminating element with essential lines and a stone monobloc: Angolo is a light sculpture combining cleanliness of shapes and material richness, to create an elegant atmosphere.







Angolo

INFO TECNICHE / TECHNICAL INFO

1832-13 MEDIUM HORIZONTAL

9W - 3000K - 1100lm
IP20



1832-12 MEDIUM VERTICAL

9W - 3000K - 1100lm
IP20



1832-11 SMALL HORIZONTAL

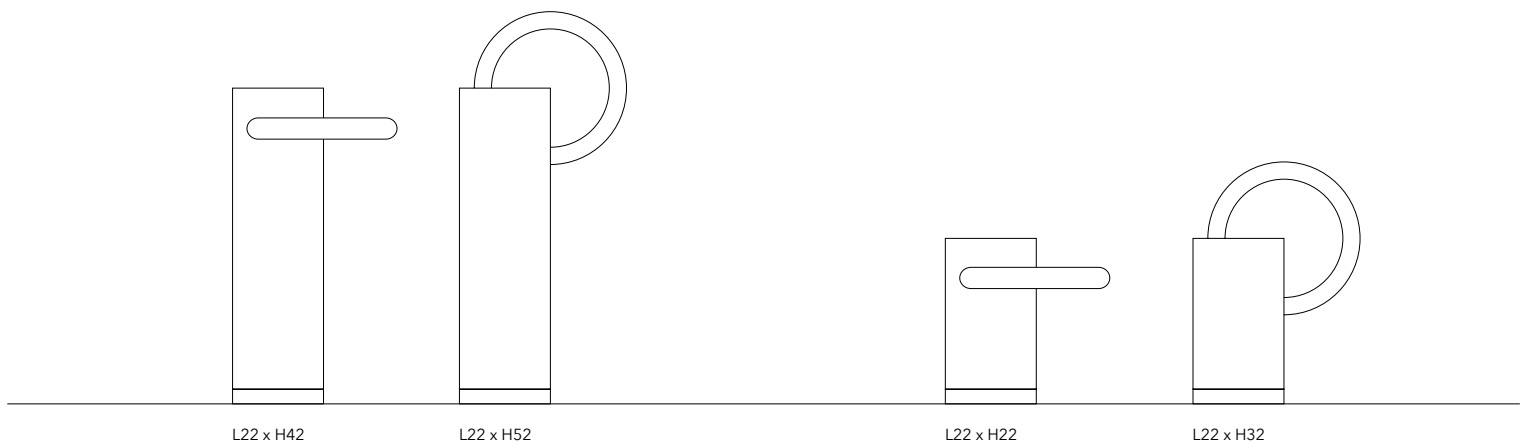
9W - 3000K - 1100lm
IP20



1832-10 SMALL VERTICAL

9W - 3000K - 1100lm
IP20





Finiture / Finishes

Struttura / Structure



Ceppo grezzo
Raw ceppo

Anello / Ring



Nero opaco
Matt black



Oro opaco
Matt gold

LIT

Un oggetto mutevole che cambia con la luce. Spenta, Lit sembra una scultura sospesa, un tubo essenziale reso prezioso dai riflessi che si riverberano sul vetro. Accesa, la lampada rivela un'anima luminosa, calda e gentile.

A mutable object that changes with the light. When off, Lit looks like a suspended sculpture, a minimal tube made precious by the reflections that play on the glass. When lit, the lamp reveals a bright, warm and gentle soul.







Lit

INFO TECNICHE / TECHNICAL INFO

1912-23 LARGE

1x 10W - E27 LED
IP20



1912-22 MEDIUM

1x 10W - E27 LED
IP20



1912-21 SMALL

1x 5W - E14 LED
IP20



0811-93 CANOPY TYPE A RECESSED

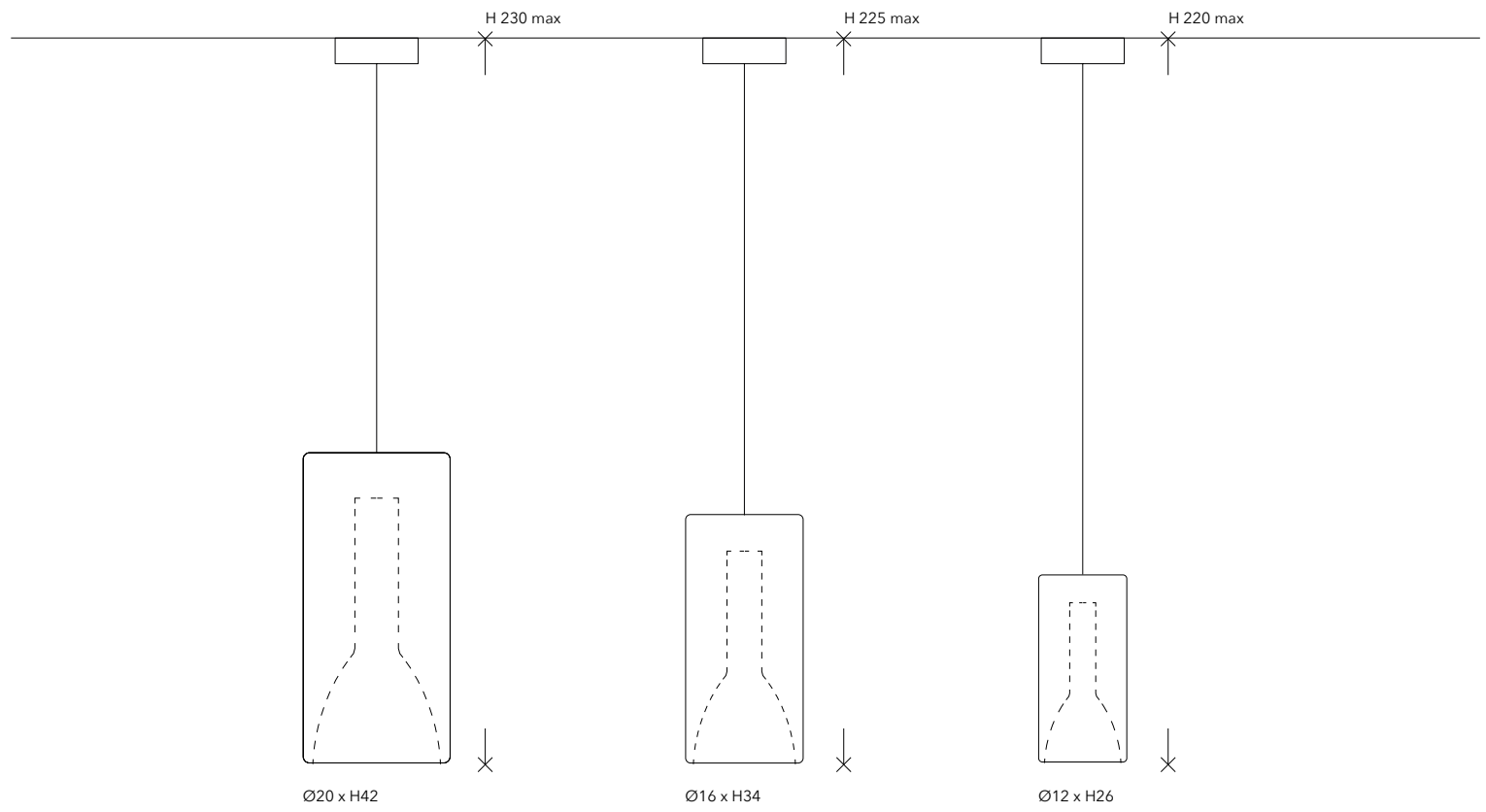
Ø6.5
Bianco opaco / Matt white
Cavo / Wire RAL 7013



0811-92 CANOPY TYPE A

Ø11.3 x H3.5
Bianco / White - Titanio / Titanium - Nero / Black
on-off / Dimmable DALI
Cavo / Wire RAL 7013





Finiture / Finishes

Vetri specchiati / Mirroring Glass



Arancione specchiato
Mirroring orange



Blu specchiato
Mirroring blue



Oro specchiato
Mirroring gold



Viola specchiato
Mirroring violet

S P O O N

L'estrema pulizia della forma incontra la ricchezza della pelle intrecciata nella collezione Spoon, un piccolo capolavoro di bellezza e funzionalità, con stelo e calotta da orientare a piacere.

An extreme neat shape meets the rich hand woven leather in Spoon collection, a small masterpiece of beauty and functionality, with swiveling stem and shell.







Spoon

INFO TECNICHE / TECHNICAL INFO

1706-00 TABLE


4W - 3000K - 600lm
Dimmer on cable
IP20



1706-10 FLOOR

4W - 3000K - 600lm
Dimmer on cable
IP20






Finiture / Finishes

Struttura / Structure




Nero opaco
Matt black

Pelle / Leather



Pelle cognac
Cognac leather

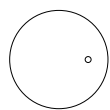


Pelle nera
Black leather

Accessories

ROSONI E PIASTRE / CANOPIES & PLATES

ROSONI DECENTRAMENTO (GLO, MOM)
DECENTRALIZE CANOPIES (GLO, MOM)



AD01-T-13-01

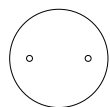
Bianco opaco / Matt white

AD18-T-13-01

Titanio / Titanium

Ø13 x H5

Rosone con massimo 1 foro
 Canopy with max 1 fitting



AD01-T-13-02

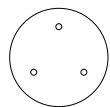
Bianco opaco / Matt white

AD18-T-13-02

Titanio / Titanium

Ø13 x H5

Rosone con massimo 2 fori
 Canopy with max 2 fittings



AD01-T-13-03

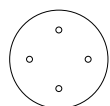
Bianco opaco / Matt white

AD18-T-13-03

Titanio / Titanium

Ø13 x H5

Rosone con massimo 3 fori
 Canopy with max 3 fittings



AD01-T-13-04

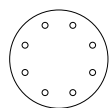
Bianco opaco / Matt white

AD18-T-13-04

Titanio / Titanium

Ø13 x H5

Rosone con massimo 4 fori
 Canopy with max 4 fittings



AD01-T-13-08

Bianco opaco / Matt white

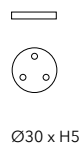
AD18-T-13-08

Titanio / Titanium

Ø13 x H5

Rosone con massimo 8 fori
 Canopy with max 8 fittings

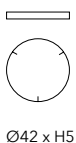
A-PIASTRE TONDE (ACORN, GLO, LIT, MOM)
A-PLATES ROUND (ACORN, GLO, LIT, MOM)



AA01-T-30-03
 Bianco opaco / Matt white

AA18-T-30-03
 Titanio / Titanium

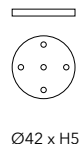
Piastra tonda con massimo 3 fori
 Round plate with max 3 fittings



AA01-T-42-A3 (no Acorn, no Lit)
 Bianco opaco / Matt white

AA18-T-42-A3 (no Acorn, no Lit)
 Titanio / Titanium

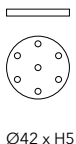
Piastra tonda con massimo 3 fori
 Round plate with max 3 fittings



AA01-T-42-05
 Bianco opaco / Matt white

AA18-T-42-05
 Titanio / Titanium

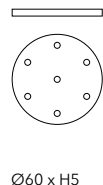
Piastra tonda con massimo 5 fori
 Round plate with max 5 fittings



AA01-T-42-07
 Bianco opaco / Matt white

AA18-T-42-07
 Titanio / Titanium

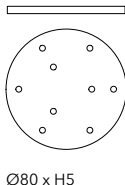
Piastra tonda con massimo 7 fori
 Round plate with max 7 fittings



AA01-T-60-07
 Bianco opaco / Matt white

AA18-T-60-07
 Titanio / Titanium

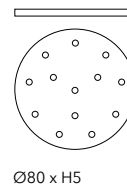
Piastra tonda con massimo 7 fori
 Round plate with max 7 fittings



AA01-T-80-09
 Bianco opaco / Matt white

AA18-T-80-09
 Titanio / Titanium

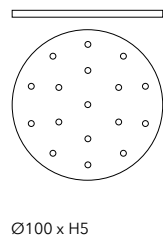
Piastra tonda con massimo 9 fori
 Round plate with max 9 fittings



AA01-T-80-13
 Bianco opaco / Matt white

AA18-T-80-13
 Titanio / Titanium

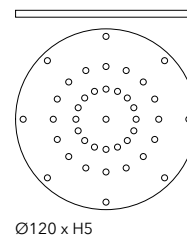
Piastra tonda con massimo 13 fori
 Round plate with max 13 fittings



AA01-T-100-17
 Bianco opaco / Matt white

AA18-T-100-17
 Titanio / Titanium

Piastra tonda con massimo 17 fori
 Round plate with max 17 fittings



AA01-T-120-41
 Bianco opaco / Matt white

AA18-T-120-41
 Titanio / Titanium

Piastra tonda con massimo 41 fori
 Round plate with max 41 fittings

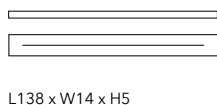
A-PIASTRE LINEARI
A-PLATES LINEAR



AA01-L-92-08
 Bianco opaco / Matt white

AA18-L-92-08
 Titanio / Titanium

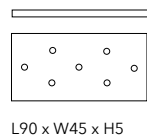
Piastra lineare con massimo 8 fori
 Linear plate with max 8 fittings



AA01-L-138-08
 Bianco opaco / Matt white

AA18-L-138-08
 Titanio / Titanium

Piastra lineare con massimo 8 fori
 Linear plate with max 8 fittings



AA01-L-90-07
 Bianco opaco / Matt white

AA18-L-90-07
 Titanio / Titanium

Piastra rettangolare con massimo 7 fori
 Rectangular plate with max 7 fittings

B-PIASTRE TONDE (STORM, WONDER, SOP)
B-PLATES ROUND (STORM, WONDER, SOP)



BB01-T-30-03
 Bianco opaco / Matt white

Ø30 x H5

Piastra tonda con massimo 3 fori
 Round plate with max 3 fittings



BB01-T-42-05
 Bianco opaco / Matt white

Ø42 x H5

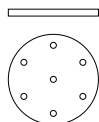
Piastra tonda con massimo 5 fori
 Round plate with max 5 fittings



BB01-T-42-07
 Bianco opaco / Matt white

Ø42 x H5

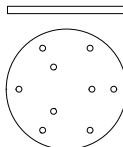
Piastra tonda con massimo 7 fori
 Round plate with max 7 fittings



BB01-T-60-07
 Bianco opaco / Matt white

Ø60 x H5

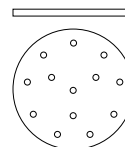
Piastra tonda con massimo 7 fori
 Round plate with max 7 fittings



BB01-T-80-09
 Bianco opaco / Matt white

Ø80 x H5

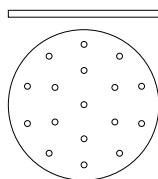
Piastra tonda con massimo 9 fori
 Round plate with max 9 fittings



BB01-T-80-13
 Bianco opaco / Matt white

Ø80 x H5

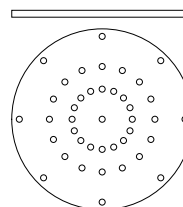
Piastra tonda con massimo 13 fori
 Round plate with max 13 fittings



BB01-T-100-17
 Bianco opaco / Matt white

Ø100 x H5

Piastra tonda con massimo 17 fori
 Round plate with max 17 fittings



BB01-T-120-41
 Bianco opaco / Matt white

Ø120 x H5

Piastra tonda con massimo 41 fori
 Round plate with max 41 fittings

B-PIASTRE LINEARI
B-PLATES LINEAR



BB01-L-92-08
 Bianco opaco / Matt white

L92 x W14 x H5

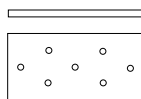
Piastra lineare con massimo 8 fori
 Linear plate with max 8 fittings



BB01-L-138-08
 Bianco opaco / Matt white

L138 x W14 x H5

Piastra lineare con massimo 8 fori
 Linear plate with max 8 fittings



BB01-L-90-07
 Bianco opaco / Matt white

L90 x W45 x H5

Piastra rettangolare con massimo 7 fori
 Rectangular plate with max 7 fittings

Info

CHIAVE LETTURA / KEYS



Lampadina inclusa / Bulb included



Lampadina non inclusa / Bulb not included



LED integrato / Integrated LED



Dimmer integrato su cavo o su lampada / Dimmer included on cable or lamp

Classi di isolamento / Luminaires classification



Classe I: Lampada la cui protezione contro la scarica elettrica non si basa solo sull'isolamento di base dell'apparecchio, ma su un ulteriore sistema di sicurezza che consiste nel collegamento dei componenti conduttivi accessibili a un conduttore di sicurezza (messa a terra) facente parte dell'impianto elettrico fisso.

Class I: Luminaire in which protection against electrical shocks is not just based on the basic insulation of the appliance but on an additional safety system that consists in connecting the conductive components accessible to a safety conductor (earthed) that is part of the fixed electrical system.



Classe II: Lampada la cui protezione contro la scarica elettrica non si basa solo sull'isolamento di base dell'apparecchio, ma su un ulteriore misura di sicurezza che consiste in un doppio isolamento rinforzato senza dispositivi per la messa a terra.

Class II: Luminaire in which protection against electrical shocks is not just based on the basic insulation but also on additional safety precautions consisting of double reinforced insulation without conductive parts to a safety conductor (earth).



Classe III: Lampada la cui protezione contro la scarica elettrica si basa su un sistema a bassissima tensione, che non viene mai superata. Una lampada di Classe III non deve mai essere fornita con la messa a terra.

Class III: Luminaire in which protection against electrical shocks is based on a safety system with a very low voltage supply, that is never exceeded. A Class III luminaire must never be provided with earthing.

La tensione s'intende 230V, 50/60HZ o 120V, 60HZ a seconda dei paesi.

Voltage: 230V, 50/60HZ or 120V, 60 HZ according to the country.

Penta si riserva il diritto di apportare ai propri modelli, senza alcun preavviso, modifiche e migliorie che potrebbero variare l'estetica delle soluzioni pensate.

Penta reserves the right to change, better and improve its models without notice, even if these improvements might change the aesthetic appearance of the proposed solutions.

I vetri realizzati rigorosamente a mano dal maestro vetraio rispettano le antiche e tradizionali tecniche di soffiatura. Ogni articolo è sottoposto a meticolosi controlli di qualità, pertanto apparenti difetti come bolle o variazioni dei toni di colore del vetro, sono riconosciuti come pregi e conferma della lavorazione artigianale.

The glass is hand made and mouth-blown by the master glass blower, according to the traditional blowing techniques. Each item is carefully checked, therefore apparent imperfections, such as bubbles or nuances in the glass colour, have to be recognised as merits and signs of the artisan's craftsmanship.



PENTA srl aderisce al Consorzio Ecolight per l'attuazione delle direttive WEEE/RAEE 2002/95/CE e 2003/108/CE relative alla raccolta e smaltimento delle apparecchiature di illuminazione.

Penta srl takes part in Consorzio Ecolight for the implementation of directive WEEE/RAEE 2002/95/CE e 2003/108/CE relating to the collection and disposal of light fittings

La carta utilizzata è completamente biodegradabile e riciclabile.

The paper used is completely biodegradable and recyclable.

Info

CHIAVE LETTURA / KEYS

Dimmerazione / Dimmable

DIMMER: apparecchio con dimmer integrato sul corpo lampada o sul cavo (push button, touch, slider control, microswitch).

DIMMER: dimmable fixture by means of a switch situated on the lamp structure or on cable (push button, touch, slider control, microswitch).

TAGLIO DI FASE: apparecchio dimmerabile tramite dispositivo remoto adatto a gestire sorgenti dimmerabili TRIAC/IGBT, Il carico minimo del dimmer deve essere verificato, la compatibilità del dimmer deve essere verificata prima dell'installazione.

PHASE CUT: dimmable fixture via remote device suitable to manage TRIAC/IGBT dimmable sources. The minimum load of the dimmer must be verified, compatibility of the dimmer must be verified before installation.

0-10V: apparecchio dimmerabile tramite dispositivo remoto adatto a gestire driver di tipo 0-10V.

0-10V: dimmable fixture through remote device suitable to manage 0-10V drivers.

PUSH: apparecchio dimmerabile tramite pulsante remoto adatto a gestire driver di tipo push.

PUSH: dimmable fixture through remote button suitable to manage Push drivers.

DALI: apparecchio gestibile tramite dispositivo remoto adatto a gestire interfacce DALI.

DALI: lamp manageable by remote device suitable to manage DALI interfaces.

Lampade che montano lampadine LED retrofit sono dimmerabili a taglio di fase tramite pulsante remoto adatto a gestire sorgenti dimmerabili (ATTENZIONE: le lampadine LED retrofit devono essere dimmerabili).

Fixture Lamps that mount retrofit LED bulbs are phase cut dimmable by means of a remote switch able to manage dimmable sources (ATTENTION: retrofit LED bulbs must be dimmable).

Note

La maggior parte delle sorgenti LED integrate nei prodotti sono caratterizzate da un indice di resa cromatica (CRI) = 90.

Prodotti con sorgenti LED integrate caratterizzate da temperatura di colore (CCT) 2700K possono essere richiesti previa verifica tecnica e valutazione commerciale.

Tutti i corpi illuminanti possono essere venduti esclusivamente con i rosoni singoli, riportati nella pagina dei pendenti o con le piastre multiple riportate a pag. 218. Vale altresì il viceversa: rosoni e piastre multiple non possono essere venduti separatamente dai pendenti. Tutti gli apparecchi sono testati e garantiti nella loro interezza: pendente + rosone oppure pendente/i + piastra multipla.

Qualsiasi installazione non autorizzata non viene giudicata conforme.

I tessuti fonoassorbenti con proprietà di assorbimento sonoro, permettono di migliorare il comfort acustico dell'ambiente dove vengono installati.

Per installazioni multiple si consiglia di utilizzare lampadine con medesima temperatura di colore (CCT).

Per i dati aggiornati fare riferimento al sito www.pentalight.it

Most product-integrated LED sources have a Color Rendering Index (CRI) = 90.

Products with integrated LED sources characterized by Correlated Color Temperature (CCT) 2700K can be requested after technical verification and commercial evaluation.

All luminaires can only be sold with the single rosettes shown on the pendants page or with the multiple plates shown on page 218.

The reverse is also true: rosettes and multiple plates cannot be sold separately from pendants.

All fixture are tested and guaranteed in their entirety: pendant + rosette or pendant(s) + multiplate.

Any unauthorized installation will not be deemed compliant.

Sound-absorbing fabrics with sound-absorbing properties improve the acoustic comfort of the room where they are installed.

For multiple installations it is recommended to use bulbs with the same Correlated Color Temperature (CCT).

For updated data please refer to www.pentalight.com



PENTA srl · via Trieste, snc, 20821 Meda (MB) Italy
T +39 0362 1869300
pentalight.com - info@pentalight.it

MADE IN ITALY 100%

